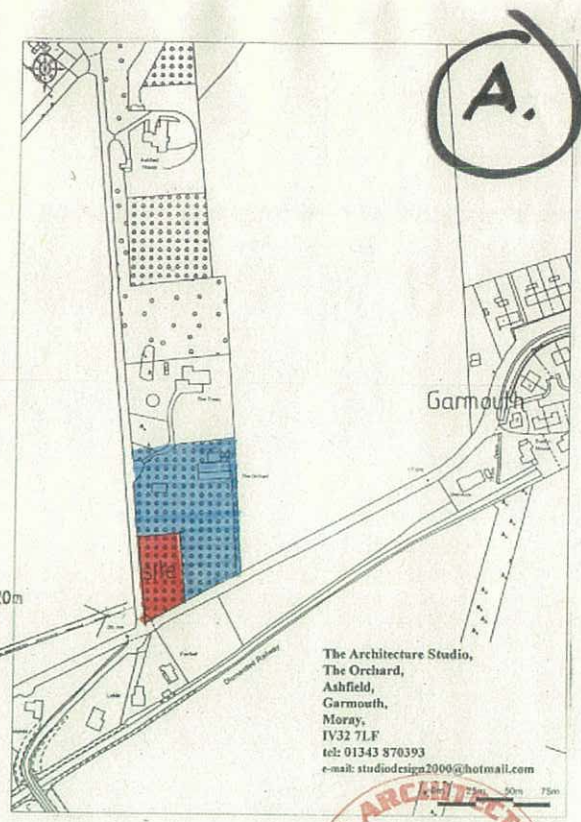


- first 5m to have a gradient of 1 in 20 max. in the direction of fall towards the public road and 1 in 10 max. thereafter.

- new blackthorn min. 1.5m high
- ⊕ new silver birch min. 1.5m high
- exist. and new tree/hedge planting to occupy min. 25% of area of site.
- exist. hedging + trees reduced in height to 1m within 2.4m of the edge of the public road.
- ☒ septic tank and soakaway min. 5m from any building/boundary—size capacities notional.
- ☒ surface water soakaway—as above.



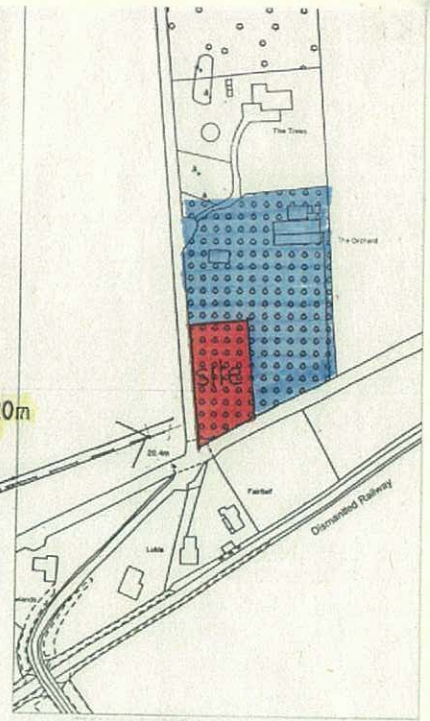
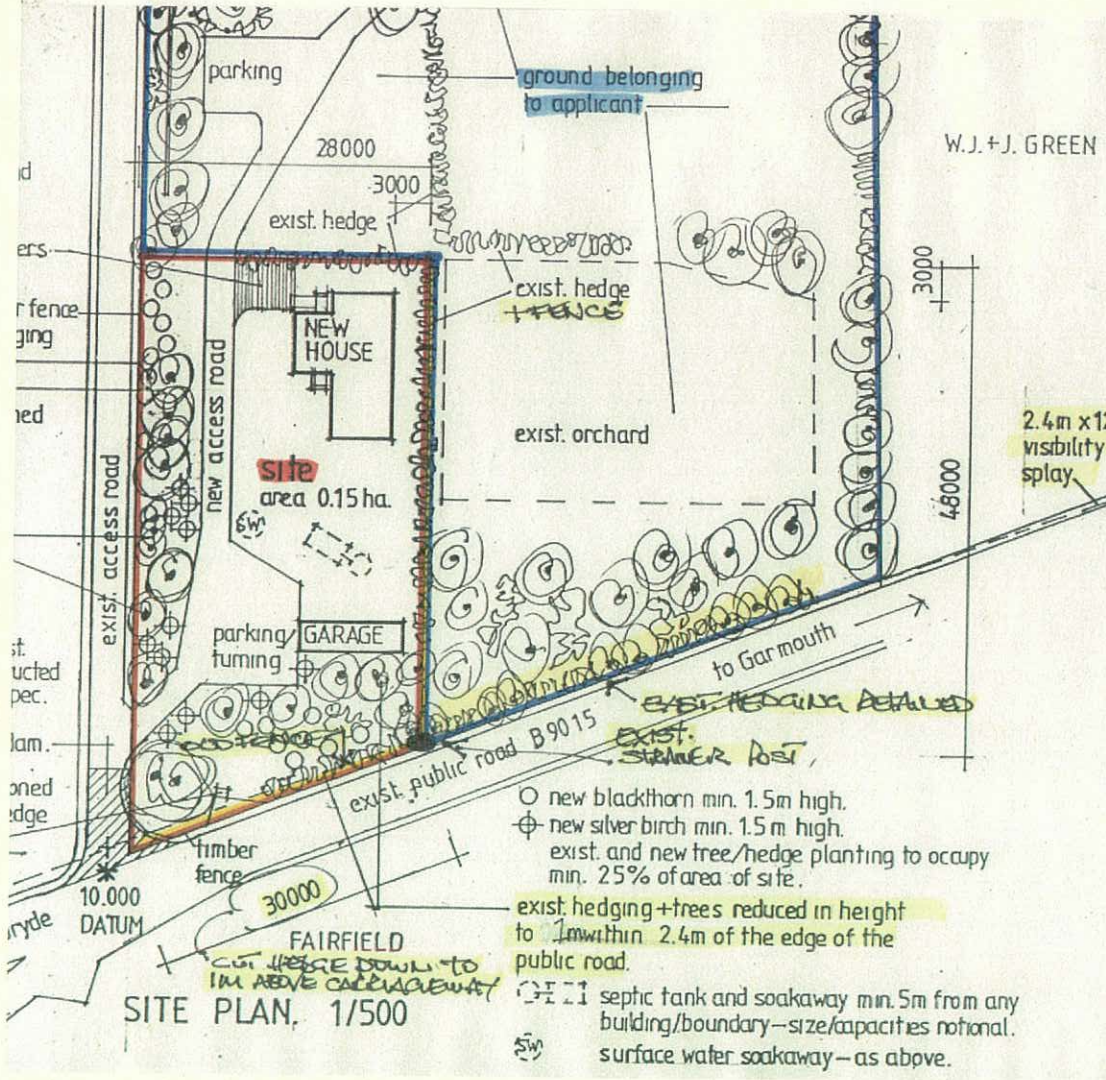
The Architecture Studio,
The Orchard,
Ashfield,
Garmouth,
Moray,
IV32 7LF
tel: 01343 870393
e-mail: studiodesign2000@hotmail.com

LOCATION PLAN. 1/2500

PROPOSED NEW HOUSE AND GARAGE AT THE ORCHARD, ASHFIELD, GARMOUTH.

Drq. no 3/4





LOCATION PLAN. 1/2500

PROPOSED NEW HOUSE AND THE ORCHARD, ASHFIELD,

Drg.no. 3/4

B.