






Headings

| Item Description | Inclusive Y/N | Quality Score | Generally conforms to the item specific section of the current version of EN 1176 Y/N | Risk Assessment | Equipment Findings | Item Priority | Surfacing Risk Assessment | Surfacing Findings | Surface Priority Works |
|---|---------------|---------------|---|-----------------|---|---------------|---------------------------|--------------------|------------------------|
| 2023 | | | | | | | | | |
|  Item: Rotator Manufacturer: Wicksteed Label: Yes 2009 Age Range: Refer to manufacturer Life Expectancy: 8 Years Surfacing: Safa Grass Mats | N | 8 | Y | L |  Replace worn bushes. | 2 | L | N/A | 5 |
| 2024 | | | | | | | | | |
|  Item: Rotator Manufacturer: Wicksteed Label: Yes 2009 Age Range: Refer to manufacturer Life Expectancy: 8 Years Surfacing: Safa Grass Mats | N | 10 | Y | L |  Replace worn bushes. | 3 | L | N/A | 5 |
| 2025 | | | | | | | | | |
|  Item: Rotator Manufacturer: Wicksteed Label: Yes 2009 Age Range: Refer to manufacturer Life Expectancy: 8 Years Surfacing: Safa Grass Mats | N | 10 | Y | L | N/A | 5 | L | N/A | 5 |

Scoring Key:

* Priority Action

- 1 Action Immediately (Contact Client)
- 2 Action within 1 month
- 3 Action within 3 months
- 4 Action within 9 months
- 5 Monitor

*Quality Score

- Good = 10
 Fair = 5
 Poor = 2

N.B. Mean Score = total quality score divided by the number of items.

*Risk Assessment 1 to 20 (Probability x Severity)

| Probability | Severity | Risk Level |
|---------------------|------------------|---------------|
| 1 – Highly Unlikely | 1 – Very Minor | 1 - 5 Low |
| 2 – Unlikely | 2 – Minor | 6 - 11 Medium |
| 3 – Likely | 3 – Major | 12 - 20 High |
| 4 – Higher Likely | 4 – Very Major | |
| | 5 – Catastrophic | |