






























## Corporate Plan > 2029: Progress Update Quarter to September 2025-26

### Priority: Tackle Poverty and Inequality

Key Performance Indicators	Target	Benchmarking Comparator Average	2022/23	2023/24	2024/25	2025/26	Short term trend	Status
Proportion of children living in poverty (after housing costs)	19.5%	22.4% Family Group	23.9%	23.0%	Jun-26	N/A		
Literacy Attainment Gap (P1,4,7 Combined) – percentage point gap between the least deprived and most deprived pupils	23.7%	23.7% Family Group	32.1%	N/A	Dec-25	N/A		
Numeracy Attainment Gap (P1,4,7 Combined) – percentage point gap between the least deprived and most deprived pupils	20.3%	20.3% Family Group	26.6%	N/A	Dec-25	N/A		
Percentage of pupils achieving expected level in Literacy (P1,4,7 Combined)	77.1%	72.8% Family Group	67.9%	70.6%	Dec-25	N/A		
Percentage of pupils achieving expected level in Numeracy (P1,4,7 Combined)	82.9%	78.9% Family Group	75.5%	76.5%	Dec-25	N/A		
Percentage of pupils gaining 5+ awards at Level 5	62%	64% Family Group	62%	62%	Mar-26	N/A		
Percentage of pupils gaining 5+ awards at Level 6	33%	36% Family Group	28%	30%	Mar-26	N/A		
Overall Average Total Tariff	938	837 Family Group	834	825	829	N/A		
Average Total Tariff SIMD Quintile 2	835	685 Family Group	581	625	639	N/A		
Average Total Tariff SIMD Quintile 3	968	833 Family Group	820	780	768	N/A		
Average Total Tariff SIMD Quintile 4	1,149	991 Family Group	921	917	902	N/A		
Average Total Tariff SIMD Quintile 5	1,258	1,131 Family Group	977	970	993	N/A		
Percentage of pupils entering Positive Destinations	95.2%	95.2% Family Group	95.1%	93.8%	Feb-26	N/A		

Desired Outcome	Due Date	Latest Status Update		Progress (cumulative)	Status Icon
		Progress made	'Go to Green' Plan		
TACKLE POVERTY AND INEQUALITY – Overall Progress	30-Jun-2026	Progress against planned work to complete by due date (cumulative) March 2026 – 26% (5 actions, 0 complete)		41%	
Reduce child poverty and inequalities in incomes, health and education	30-Jun-2026	Updated Cost of the School Day guidance shared, with schools planning initiatives at a local level. £57k funding created or enhanced breakfast provision at 10 schools. Bitesize information session shared with all staff. Infant food insecurity expanded, 137 individuals accessed the fund in quarter. Progress for Parents team received 57 referrals, currently supporting 110 individuals, 22 positive outcomes of work, training and education 118 young people referrals, working with 221 young people. 98 positive outcomes of work, training, further education, young person team embedded in pathway planning within Education. Improved transport access at Duffus, 15 spaces fully utilised 4 days per week. Three small-scale free activity programmes delivered over summer. Continued analysis monitoring of ACEL and associated PRAG highlights improvement in P1,P4,P7 literacy and numeracy and stretch trajectories met, with interventions to address barriers carried out. QIO team continue to support and challenge schools who in turn reach out through parental involvement and engagement activities, including those harder to reach.	Childcare provision remains long-term challenge, internal policies in development. replacement provider for Kinloss progressing with increased spaces planned. Free activity programme will inform understanding local needs and capacity to meet demand. Meeting with Education and SW colleagues to agree baseline data and plan approach to reducing the number of children in temporary accommodation, duration and impact of homelessness on children.	32%	
Support vulnerable members of our community	28-Feb-26	Full cycle of secondary attainment and target setting meetings complete. APM measure shows improvement above national and stretch aim trajectories met. Visits to all secondaries as part of Quality Improvement Framework planned for academic session with 2 completed in quarter to September.		50%	

### Tackle Poverty and Inequality PIs

