

2024-25 Quarter to September 2024 Education

Performance Report – Service Performance Indicators











PI Status		Long Term Trends		Short Term Trends	
	Alert		Improving		Improving
	Warning		No Change		No Change
	OK		Getting Worse		Getting Worse
	Unknown				
	Data Only				





Primary School Education									
Code	Code	Short Name	Current Target	2021/22	2022/23	2023/24	Latest Note	Short Term Trend Arrow	Status
				Value	Value	Value			
CHN1	Nat(b)	Cost per Primary School Pupil (LGBF Indicator)	Data Only	£6,272	£6,526	February 2025	Primary Education - cost per primary school pupil Moray - £6,526 (Rank 7th) Scotland - £6,863 Comparator Benchmarking Authorities: East Ayrshire - £6,988 East Lothian - £6,410 Fife - £6,690 North Ayrshire - £7,705 Perth & Kinross - £7,376 South Ayrshire - £7,105 Stirling - £7,251 Benchmarking Family Average - £7,006		
CHN10	Nat(b)	% of Adults Satisfied with local schools (LGBF Indicator)	75.5%	79.3%	76.7%	February 2025	Adults satisfied with local schools (2020-23) (Rank 15th) Moray - 76.7%		

Code	Code	Short Name	Current Target	2021/22	2022/23	2023/24	Latest Note	Short Term Trend Arrow	Status
				Value	Value	Value			
							Scotland – 73.7% Family Group Average – 75.5% Benchmarking Comparators: Angus – 85.3% Argyll & Bute – 76.3% East Lothian – 76.7% Highland – 80.3% Midlothian – 66.7% Scottish Borders – 63.0% Stirling – 79.0%		

Secondary School Education

Code	Code	Short Name	Current Target	2021/22	2022/23	2023/24	Latest Note	Short Term Trend Arrow	Status
				Value	Value	Value			
CHN2	Nat(b)	Cost per Secondary School Pupil (LGBF Indicator)	Data Only	£8,161	£8,314	February 2025	Secondary Education - cost per secondary school pupil Moray - £8,314 (Rank 13th) Scotland - £8,482 Comparator Benchmarking Authorities: East Ayrshire - £8,534 East Lothian - £7,761 Fife - £7,921 North Ayrshire - £8,996 Perth & Kinross - £9,595 South Ayrshire - £8,632 Stirling - £8,851 Benchmarking Family Average - £8,576	↑	
EdS093	Local(b)	School Leaver destinations - % entering full-time higher education	Data Only	31.4%	33.0%	March 2025	School Leaves - Higher Education Moray – 33.0% (+1.6) Virtual Comparator – 35.9% (-2.3) Northern Alliance – 37.0% (-1.3) Scotland – 40.3% (-1.0)	↑	
EdS094	Local(b)	School Leaver destinations - % entering full-time further education	Data Only	24.4%	29.2%	March 2025	School Leavers - Further Education Moray – 29.2% (+4.8) Virtual Comparator – 27.6% (+0.8) Northern Alliance – 24.8% (+1.4) Scotland – 26.6% (+1.1)	↑	
EdS095	Local(b)	School Leaver destinations - % entering employment	Data Only	36.9%	28.9%	March 2025	School Leaver - Employment Moray – 28.9% (-8.0) Virtual Comparator – 27.7% (+0.5) Northern Alliance – 30.2% (-0.6) National – 24.3% (-0.8)	↓	

Code	Code	Short Name	Current Target	2021/22	2022/23	2023/24	Latest Note	Short Term Trend Arrow	Status
				Value	Value	Value			
EdS096	Local(b)	School Leaver destinations - % entering training	Data Only	1.5%	0.7%	March 2025	School Leavers - Training Moray - 0.7% (-0.8) Virtual Comparator - 3.3% (+0.5) Northern Alliance - 2.0% (+0.1) National - 3.4% (+0.5)		
is09a	Local(b)	% of leavers from publicly funded secondary schools in positive follow-up destinations (9 months after leaving school)	92.8%	94.1%	92.5%	June 2025	2022/23 Follow Up Leaver Destinations (%) - Moray - 92.5% (969 leavers) Scotland - 92.8% (54,610 leavers) Positive Destination - Moray v Scotland Higher Education - 30.0% v 37.1% Further Education - 21.7% v 21.2% Employment - 36.2% v 31.2% Training - * v 2.3% Voluntary Work - * v 0.5% PSD - 2.8% v 0.5% Negative Destination (Unemployed Seeking - 3.7% v 3.7% Unemployed Not Seeking - 2.2% v 2.6% Unknown - 1.7% v 0.8%)		

Additional Support Needs									
Code	Code	Short Name	Current Target	2021/22	2022/23	2023/24	Latest Note	Short Term Trend Arrow	Status
				Value	Value	Value			
EdS098	Local	% leavers with additional support needs who enter education, employment or training following school	Data Only	95.3%	92.3%	February 2025	Moray - 92.3% (444 leavers) Virtual comparator - 93.2% Northern Alliance - 93.1% Scotland - 93.7%		
EdS603.01	Local	% pupils with Additional Support Needs	Data Only	39.2%	40.6%	41.6%	MORAY - 41.6% Primary - 35.4% Secondary - 49.2%		

Looked After Children									
Code	Code	Short Name	Current Target	2021/22	2022/23	2023/24	Latest Note	Short Term Trend Arrow	Status
				Value	Value	Value			
EdS097	Local	% Looked after children leavers who enter education, employment or training following school	Data Only	81.8%	58.3%	March 2025	Moray – 58.3% (based on 12 leavers) Virtual comparator – 92.5% Northern Alliance – 81.6% Scotland – 87.9%	