



2024-25 Quarter to June Economic Growth & Development Performance Report - Service Plan Performance Indicators




Section 4 - Strategic Level Outcomes or Priorities 4.2 (L) Developing a diverse, inclusive & sustainable economy. (CP) Building Stronger Greener Vibrant Economy


Code	Code	Short Name	Current Target	2022/23	2023/24	2024/25	Q1 2023/24	Q2 2023/24	Q3 2023/24	Q4 2023/24	Q1 2024/25	Latest Note	Short Term Trend Arrow	Status
				Value	Value	Value	Value	Value	Value	Value	Value			
SLAED-OC1	Nat	Gross Value Added per [working age] capita	Data only	Mar-25	N/A	N/A	Not measured for Quarters					2022 update expected with publication of 2023/24 SLAED report March 2025		
ECON07	Nat(b)	SLAED-IG5 Proportion of people earning less than the living wage	Data only	14.6%	N/A	N/A	Not measured for Quarters					ECON07 2022-23 Proportion of people earning less than the living wage Scotland Average 9.4% East Ayrshire 8.7% - Rank 6 Perth & Kinross 12.0% - Rank 12 Fife 12.5% - Rank 13 Moray 13.8% - Rank 15 South Ayrshire 20.2% - Rank 19 N.B. in the Feb 24 update figures for 19 of 32 authorities have 2022-23 figures published. For information, 2021-22 figures for the remaining three sibling authorities are shown: East Lothian 27.0% - Rank 23 North Ayrshire 11.7% - Rank 28 Stirling 1190.0% - Rank 31		
ECON11	Nat(b)	Gross Value Added (GVA) per capita	Data only	N/A	N/A	N/A	Not measured for Quarters					ECON11 2021-22 Gross Value Added (GVA) per capita December 2023 Refresh Scotland Average £25,758 Perth & Kinross £26,526 - Rank 6 Stirling £26,522 - Rank 7 Moray £22,944 - Rank 14		

Code	Code	Short Name	Current Target	2022/23	2023/24	2024/25	Q1 2023/24	Q2 2023/24	Q3 2023/24	Q4 2023/24	Q1 2024/25	Latest Note	Short Term Trend Arrow	Status
				Value	Value	Value	Value	Value	Value	Value	Value			
												South Ayrshire £19,867 - Rank 22 Fife £19,449 - Rank 23 North Ayrshire £17,553 - Rank 26 East Lothian £16,892 - Rank 28 East Ayrshire £14,481 - Rank 29		
ENVDV5 02a	Nat(b)	Moray median gross weekly earnings - by place of work	Data only	£619.50	£647.20	N/A	Not measured for Quarters					Data from nomisweb.co.uk. Broken down into £644.50 for men, £642.50 women Scottish average £702.80.	↑	
ENVDV5 02b	Nat(b)	Moray median gross weekly earnings - by place of residence	Data only	£509.80	£647.10	N/A	Not measured for Quarters					Data from nomisweb.co.uk. Broken down: £670.30 men, £605.30 women. Scottish average: £702.40	↑	

Section 4 - Strategic Level Outcomes or Priorities
4.3 (L) Developing a diverse, inclusive & sustainable economy. (CP) Building Stronger Greener Vibrant Economy

Code	Code	Short Name	Current Target	2022/23	2023/24	2024/25	Q1 2023/24	Q2 2023/24	Q3 2023/24	Q4 2023/24	Q1 2024/25	Latest Note	Short Term Trend Arrow	Status
				Value	Value	Value	Value	Value	Value	Value	Value			
ENVDV2 70	Local	Number of parents registered for assistance through Employability Partnership	Data only	N/A	145		PI specified in 2024/25 EGD service plan as signed off at Committee.				N/A	Data supplied by Progress for Parents project officer who notes the figure can only include parents registered as 'Single Parent' or 'Children Couple' on the system. Q1 data requested.	?	

Section 5 - Service Level Outcomes or Priorities
5.1 Economic Growth & Regeneration – Strategic Planning & Development Manager (Gary Templeton)

Code	Code	Short Name	Current Target	2022/23	2023/24	2024/25	Q1 2023/24	Q2 2023/24	Q3 2023/24	Q4 2023/24	Q1 2024/25	Latest Note	Short Term Trend Arrow	Status
				Value	Value	Value	Value	Value	Value	Value	Value			
ECON09	Nat(b)	SLAED-OC8 Town Vacancy Rates	Data only	11%	N/A	N/A	Not measured for Quarters					ECON09 2022-23 Town Vacancy Rates <i>February 2024 Refresh</i> Scotland Average 12.0% North Ayrshire 7.0% - Rank 7 East Lothian 9.0% - Rank 12 Moray 11.0% - Rank 14 Perth & Kinross 11.0% - Rank 15 Stirling 13.0% - Rank 19 East Ayrshire 16.0% - Rank 25 Fife 18.0% - Rank 27	↓	

Code	Code	Short Name	Current Target	2022/23	2023/24	2024/25	Q1 2023/24	Q2 2023/24	Q3 2023/24	Q4 2023/24	Q1 2024/25	Latest Note	Short Term Trend Arrow	Status
				Value	Value	Value	Value	Value	Value	Value				
												South Ayrshire 19.0% - Rank 31		
ENVDV2 68	Local	Number of crimes recorded in Elgin (North & South) by Police Scotland	Data only	801	N/A	N/A	214	N/A	N/A	N/A	N/A	Last update available was Q1 2023/24. Data from www.scotland.police.uk/about-us/how-we-do-it/crime-data/ Response from Police Scotland - <i>Unfortunately Police Scotland have put a hold on updating the reports. There is a review ongoing, and once they are happy with it, they will be refreshed</i>		
ENVDV2 71	Local	Number of residential properties in Elgin town centre	Data only	N/A	N/A	N/A	PI specified in 2024/25 EGD service plan as signed off at Committee.				N/A	PI specified in EGD service. It is one of a suite of indicators being developed by the Service as the year progresses. No data available at present.		

Section 5 - Service Level Outcomes or Priorities
5.6 Principal Climate Change Strategy Officer (Rod Lovie / Gary Templeton)

Code	Code	Short Name	Current Target	2022/23	2023/24	2024/25	Q1 2023/24	Q2 2023/24	Q3 2023/24	Q4 2023/24	Q1 2024/25	Latest Note	Short Term Trend Arrow	Status
				Value	Value	Value	Value	Value	Value	Value				
CLIM01	Nat(b)	SLAED-IG10 CO2 emissions area wide per capita	5.86	N/A	N/A	N/A	Not measured for Quarters				<i>Data amended by IS:</i> Moray - CO2 emissions area wide per capita (2021/22) = 5.11 (Rank 21/32 nationally and 6/8 within Family Group) Comparator Benchmarking: East Ayrshire - 4.12 East Lothian - 10.71 Fife - 7.58 North Ayrshire - 5.08 Perth & Kinross - 4.76 South Ayrshire - 4.89 Stirling - 4.64 Family Group Average - 5.86 Scotland - 5.1			
CLIM02	Nat(b)	CO2 emissions area wide : emissions within scope of LA per capita	5.57	N/A	N/A	N/A	Not measured for Quarters				<i>Data amended by IS:</i> Moray - CO2 emissions area wide : emissions within scope of LA per capita (2021/22) = 7.39 (Rank 32/32 nationally and 8/8 within Family Group) Comparator Benchmarking: East Ayrshire - 4.62 East Lothian - 4.66			

Code	Code	Short Name	Current Target	2022/23	2023/24	2024/25	Q1 2023/24	Q2 2023/24	Q3 2023/24	Q4 2023/24	Q1 2024/25	Latest Note	Short Term Trend Arrow	Status
				Value	Value	Value	Value	Value	Value	Value	Value			
												Fife - 4.72 North Ayrshire - 5.40 Perth & Kinross - 5.88 South Ayrshire - 5.65 Stirling - 6.24 Family Group Average - 5.57 Scotland - 4.57		
RMNZ-EGD1	Local	Percentage of RMNZ actions which are amber or red	Data only	N/A	5%	N/A	12%	13%	16%	5%	N/A	Last CCB met 18th July 2024, once minutes have been published data for this indicator will be updated.		

Section 5 - Service Level Outcomes or Priorities
5.7 Community Safety – Environmental Health & Trading Standards (Karen Sievewright)

Code	Code	Short Name	Current Target	2022/23	2023/24	2024/25	Q1 2023/24	Q2 2023/24	Q3 2023/24	Q4 2023/24	Q1 2024/25	Latest Note	Short Term Trend Arrow	Status
				Value	Value	Value	Value	Value	Value	Value	Value			
ENVDV269	Data only	Number of Anti-Social Behaviour incidents recorded	Data only	N/A	N/A	336	PI specified in 2024/25 EGD service plan as signed off at Committee. Data is available on quarterly basis from Q1.				336	Q1: Priority A - 46 Priority B - 125 Priority C - 140 Priority D - 25		

Section 5 - Service Level Outcomes or Priorities
5.9 Workforce Planning – Head of Economic Growth & Development (Beverly Smith)

Code	Code	Short Name	Current Target	2022/23	2023/24	2024/25	Q1 2023/24	Q2 2023/24	Q3 2023/24	Q4 2023/24	Q1 2024/25	Latest Note	Short Term Trend Arrow	Status
				Value	Value	Value	Value	Value	Value	Value	Value			
ENVDV518	Local	Number of services at risk of insufficient staffing levels in next 5 years to deliver statutory duties	Data only	N/A	2	2	Not measured for Quarters							
TBA	Local	Number of days absence per employee	Data only	N/A	N/A	N/A	PI specified in 2024/25 EGD service plan as signed off at Committee. Data is expected to be available from Q2.				N/A	The system for measuring employee absence in the format required by the Service Plan is being developed and figures are expected to be available from Q2 onward.		