

2023-24 Quarter to March Financial Services Performance Report – Service Plan Performance Indicators



PI Status		Long Term Trends		Short Term Trends	
	Alert		Improving		Improving
	Warning		No Change		No Change
	OK		Getting Worse		Getting Worse
	Unknown				
	Data Only				

2. Service Level Outcomes – PIs -2. Scottish Government Priority

Code	Code	Short Name	Current Target	2021/22	2022/23	2023/24	Q4 2022/23	Q1 2023/24	Q2 2023/24	Q3 2023/24	Q4 2023/24	Latest Note	Short Term Trend Arrow	Status
				Value	Value	Value	Value	Value	Value	Value	Value			
FS215	Local	Participatory Budgeting activity - 1% target	100%	2.8%	23.99%	23.12%	23.99%	25.15%	26%	27%	23.12%	% relates to funding allocated rather than actual spend. Allocated spending in Q4 has reduced by £80k to £476,00 due to the Letterfourie/Netherha play park now planned for June 2024.		
ERC006a	MI	PB funding spend within period	Data only		£145000	£225000	£5000	£91000	£23000	£20000	£91000	As per the 2024/25 Budget Review, two dedicated Participatory Budgeting posts have now been deleted from the Community Support Unit and personnel redeployed under Transform. Prior to this, the UK Shared Prosperity Fund Arts and Culture process was finalised with 8 arts projects receiving a share of the £91k funding.		

Code	Code	Short Name	Current Target	2021/22	2022/23	2023/24	Q4 2022/23	Q1 2023/24	Q2 2023/24	Q3 2023/24	Q4 2023/24	Latest Note	Short Term Trend Arrow	Status
				Value	Value	Value	Value	Value	Value	Value	Value			
ERC006	MI	% Increase in the amount of council spend allocated through PB	Data only		12.4%	10.9%	12.4%	4%	5.6%	6.5%	10.9%	Cumulative figure is £225,000 against the 1% target of £2,060,000.	↑	
FS214	Local	Total council budget subject to Participatory Budgeting	Data only	£1,768,760	£1,975,000	£2,060,000	Not measured for Quarters				The 1% target is £2,060,000.	↑		
FS216	Local	Number of Participatory Budgeting activities (Cumulative for the year)	Data only	1	12	10	12	10	11	11	10	Reduction in activities due to the installation of Letterfourie/Netherha play park now planned for June 2024.	↓	





2. Service Level Outcomes – PIs - 6. Increase Service Efficiency

Code	Code	Short Name	Current Target	2021/22	2022/23	2023/24	Q4 2022/23	Q1 2023/24	Q2 2023/24	Q3 2023/24	Q4 2023/24	Latest Note	Short Term Trend Arrow	Status
				Value	Value	Value	Value	Value	Value	Value	Value			
FICT125	Local	Percentage of Council Tax payers paying by Direct Debit	72.5%	72.5%	72.1%	70.6%	72.1%	72.7%	72.2%	71.9%	70.6%		↓	
FICT138	Local	% uptake of council tax e-billing	7.2%	6.5%	8.3%	9.3%	Not measured for Quarters					↑		

2. Service Level Outcomes – PIs - 7. Sound Financial Governance

Code	Code	Short Name	Current Target	2021/22	2022/23	2023/24	Q4 2022/23	Q1 2023/24	Q2 2023/24	Q3 2023/24	Q4 2023/24	Latest Note	Short Term Trend Arrow	Status
				Value	Value	Value	Value	Value	Value	Value	Value			
FS017	Local	Number of budget managers trained	Data only	16	9	21	1	0	14	7	0		↓	
FS017a	Local	Number of feedback forms from budget manager training (SS04)	Data only	15	3	20	1	0	13	7	0		↓	
FS017b	Local	Percentage of feedback forms from budget manager training scored as good or excellent.	100%	100%	100%	100%	100%	N/A	100%	100%	N/A		▬	
FS020	Local	% of new budget managers (exc schools) trained within 6 weeks of appointment being notified to Accountancy	Data only	100%	100%	100%	100%	0%	100%	100%	0%		▬	

2. Service Level Outcomes – PIs - 8. Workforce Development

Code	Code	Short Name	Current Target	2021/22	2022/23	2023/24	Q4 2022/23	Q1 2023/24	Q2 2023/24	Q3 2023/24	Q4 2023/24	Latest Note	Short Term Trend Arrow	Status
				Value	Value	Value	Value	Value	Value	Value	Value			
ERDP.FI N1		No of ERDP's due to carried out within year	Data only		70	63	70	63	63	63	63	Total Finance Staff (as per LGBF 2022-23 return) - 63		
ERDP.FI N2		No of ERDP's carried out within period (Cumulative)	Data only		46	136	46	24	29	37	46	All payments and Accountancy staff complete. Taxation ERDPs will be actioned in 2024/25.		
ERDP.FI N3		Finance ERDP %	Data only		65.7%	215.9%	65.7%	38.1%	46%	58.7%	73%		