



















Local Outcome Improvement Plan Actions - Empowering and connecting communities



PI Status		Short Term Trends		Actions	
	Alert		Improving		Due Date met
	Warning		No Change		In Progress
	OK		Getting Worse		Due Date not met
	Unknown				
	Data Only				


Status Icon	Action Code & Title	Progress Bar	Start Date	Due Date	Latest Note
	LOIP02 - COMMUNITIES Thriving and well connected place, where more people live well	85%			

Status Icon	Action Code & Title	Progress Bar	Start Date	Due Date	Latest Note
	LOIP – COMM1 Develop stronger, more resilient, supportive, influential and inclusive communities	86%			
	LOIP – COMM1.1 LOIP / social renewal engagements where health and well-being priorities identified by communities have been responded to by local groups or partners.	80%	April 2021	March 2024	<p>Buckie Area Forum have achieved significant engagement and reach through their community hub created in response to the cost of living crisis. 33 volunteers staffed 404 sessions up to the end of March 2023. There were 624 visitors with 46 direct referrals for cost of living support. The venue has been recognised as a good place for engagement with weekly sessions from Moray Wellbeing Hub, Moray Firth Credit Union, Moray Pathways Digital Inclusion and Peoplehood (project for older people to live independently).</p> <p>In the New Elgin area two new community based projects were awarded £500 to kick start them. The Better Off group organised a family learning event with a food and healthy eating theme engaging with 12 families. The Better Health group picked up on some mental health and wellbeing</p>

Status Icon	Action Code & Title	Progress Bar	Start Date	Due Date	Latest Note
					concerns on the back of a family event and as a result some local health walks are being developed.
	LOIP – COMM1.2 Support Community Anchor Organisations to extend reach and involvement of those who are experiencing poverty and greatest inequalities and therefore less likely to participate (see COVID ERC 1.2)	85%	April 2021	March 2024	<p>Local action planning in Lossiemouth, Keith and Forres is at the final stages</p> <p>In Keith the key local partner group (Keith and Strathisla Regeneration Partnership) are currently recruiting for a new Development Worker to deliver on the action plan.</p> <p>The Forres Plan has been drafted and is due to be published in May/June.</p> <p>There has been no further work in Lossiemouth – although the Development Trust have engaged with local residents re their plans for a Men's Shed and the asset transfer of station park both of which were identified through the engagement process.</p>
	LOIP – COMM1.3 Support to maintain delivery of current and develop further locality plans as live active documents with meaning for the community	85%	April 2021	March 2024	<p>New Elgin Locality Plan Work ongoing to explore options for a base/hub for activities in New Elgin</p> <p>Better off Group – group delivered a second Family Fun event held at UHI with a food theme. 12 families attended with a total of 40 participants.</p> <p>Better Community – 2 new community groups formed and were awarded start-up funding (£500 each)</p> <p>Better Place – second public meeting held with elected members/stakeholders and community – 10 attended but only 3 residents – assessing if this method should continue</p> <p>Better Health – partner group formed. Family fun event feedback identified lack of mental health support. Developing health walks with local partners.</p> <p>Buckie Locality Plan Community Lunches – continue to be an effective tool for engagement. – Jan 68 sign ins and 10 volunteers, Active Travel attended) Feb – 91 sign ins and 11 volunteers, 4 partners in attendance – Moray School Bank, Health Promotion/NHS, Fisherman's Hall and Social Security. Mar – 89 sign ins, 13 volunteers, 4 partners – Health Promotion/NHS, Peoplehood, Social Security and In Motion Theatre) Monitoring Group – regular meetings including ones with local elected members, priority leads and one with those interested in developing a Community Hub</p>
	LOIP – COMM1.4 Encourage and support and softening of the location boundaries for NE and BCE so that a wider population benefits where appropriate	100%	April 2021	March 2024	Both the New Elgin and Buckie Localities groups have changed their boundaries to better reflect natural communities.

Status Icon	Action Code & Title	Progress Bar	Start Date	Due Date	Latest Note
					<p>Within New Elgin a tiered approach is being taken to engage people more effectively. This involves identifying issues which are New Elgin specific, those which take in a wider geographic area and issues which are Elgin/Moray wide. Work is ongoing to support the establishment of sub groups to progress particular themes – with the intention of engaging more local residents.</p> <p>The connections being made with Blackwood Housing in Buckie (who are working with older people as a community of interest) is a good example of the benefits of the wider geographic boundaries adding value to localities working in the town.</p>
	LOIP – COMM1.5 Promote and support Community Wealth Building initiatives to build wealth and prosperity within our communities	80%	April 2021	March 2024	<p>There was significant investment of Just Transition funding of over 300k in a Participatory Budgeting process delivered by tsiMORAY and Money for Moray.</p> <p>There are a variety of live PB processes in Moray Council just now in relation to youth facilities, play parks, Active Travel, Pupil Equity Funds and Developer Obligations (333K)</p> <p>Work has begun on the new Elgin Allotment site towards the end of this quarter.</p> <p>The CSU have 4 live support agreements in place with groups looking to develop community facilities. In addition, 15 village halls took part in the Moray Federation of Village Halls meeting held this quarter with support from the CSU.</p>

Status Icon	Action Code & Title	Progress Bar	Start Date	Due Date	Latest Note
	LOIP – COMM2 Improve life chances for people in Moray of all ages in communities experiencing the greatest inequality of outcomes	83%			
	LOIP – COMM2.1 Capacity building support to community anchor organisations to become more involved with local decision making through support to develop locality plans identifying key priorities for their communities	80%	April 2021	March 2024	<p>Outreach work has begun on engaging with the new Local Development Plan with an initial weekend information session held in Forres.</p> <p>The CPP Community Engagement Strategy was launched at an event in UHI Moray in March 23. An output of the session was the production of a series of cartoons linked to the principles of the Strategy.</p> <p>26 community representatives took part in capacity building training in relation to food hygiene and first aid this quarter – contributing to the</p>










Status Icon	Action Code & Title	Progress Bar	Start Date	Due Date	Latest Note
					objective of increased levels of events and activities to reconnect people in communities. Community Resilience Plans continue to be developed with local groups
	LOIP – COMM2.2 Ensure all communities have access to a range of learning offers to meet needs, focussing on the most disadvantaged groups	85%	April 2021	March 2024	<p>The Communities (CLD) Adult and Family Learning team engaged with 107 new community based adult learners this quarter – things like Driving Test Theory classes, which evolved further this quarter with the delivery of an English for Speakers of Other Languages (ESOL) version and one using British Sign Language (BSL)</p> <p>Community based ESOL provision has included a 10 week course as well as conversation cafes in Elgin and Forres (31 sessions in total) .</p> <p>There were 21 new literacies learners and 10 numeracy learners. 63 families engaged in family learning opportunities. There were 222 continuing participants in adult and family learning activities.</p> <p>CLD Strategic Partners collated a number of case studies on learning offers which can be viewed online - https://www.thinglink.com/scene/1692896848206889955</p>

Risks and Issues

Risks and Issues	Mitigating Action
Property colleagues have carried out an audit of potential community meeting spaces in New Elgin but have not been able to identify any	This is likely to be taken to the CPP Board as part of the LOIP reporting back on localities work in summer 2023.




General Progress Commentary	Covid-19 Recovery impact on delivery
Good overall progress.	The CLD Strategic Partnership completed their review of the first 18 months of the Partnership CLD Plan which had a specific Covid Recovery

1. (LOIP Priority) Thriving and well-connected place, where more people live well
1.1 (CPP Outcome) Develop stronger, more resilient, supportive, influential and inclusive communities

Code	Cat	Short Name	Current Target	2020/21	2021/22	2022/23	Q4 2021/22	Q1 2022/23	Q2 2022/23	Q3 2022/23	Q4 2022/23	Latest Note	Short Term Trend Arrow	Status
				Value	Value	Value	Value	Value	Value	Value	Value			
	Local	Year 1 / 2 Pilot survey in 2 areas and feedback results to communities	Data only	N/A	N/A	N/A	Not measured for Quarters					Refer to LOIP Action COMM1.1 – Develop and implement a Community Wellbeing Survey		
	Local	Years 2-5 Conduct survey every 2 years and act upon results	Data only	N/A	N/A	N/A	Not measured for Quarters					Refer to LOIP Action COMM1 & COMM2 – Engagements completed in Keith and Lossiemouth		
	Local	Evidence of increased engagement and participation levels by X% in Years 2-5	Data only	N/A	N/A	N/A	Not measured for Quarters					Refer to LOIP Action COMM1 & COMM2 – Engagements completed in Keith and Lossiemouth		
	Local	Evidence an increase of communities / people participating in the development and delivery of locality plans	Data only	N/A	N/A	N/A	Not measured for Quarters					Refer to LOIP Action COMM1.3– Support to maintain delivery of current and develop further locality plans.		
	Local	Annual CLD reports show evidence progress with engagement and impact	Data only	N/A	N/A	100%	Not measured for Quarters					Community Learning & Development Progress Updates are provided through the use of SWAY presentations		
	Local	Expansion of boundaries of current locality plans in New Elgin and Buckie Central East to increase inclusion of those most disadvantages	Data only	N/A	N/A	N/A	Not measured for Quarters					Refer to LOIP Action COMM1.4– Encourage and support the softening of the location boundaries for NE and BCE so that a wider population benefits where appropriate.		
	Local	Year 1 Identify baseline number of supported CATS throughout the partnership	Data only	N/A	Yes	Yes	Not measured for Quarters					Community Asset Transfer Annual Report 2023 published.		
	Local	The proportion of successful funding applications increases	Data only	N/A	N/A	N/A	Not measured for Quarters					Reporting scheduled 2023-26		
	Local	Increase the number of local social enterprises	Data only	N/A	N/A	N/A	Not measured for Quarters					Data not collected		
	Local	Number of people supported to participate in Participatory Budgeting	Data only	N/A	N/A	6,290	N/A	1593	855	3,780	62	There were no major votes this period but there are a variety of projects in process – the 62 votes relates to a small project re PEF funding at St Thomas PS in Keith. There are other live projects just now		

Code	Cat	Short Name	Current Target	2020/21	2021/22	2022/23	Q4 2021/22	Q1 2022/23	Q2 2022/23	Q3 2022/23	Q4 2022/23	Latest Note	Short Term Trend Arrow	Status
				Value	Value	Value	Value	Value	Value	Value	Value			
												Mannachie Park - value £85k - Tomnavoulin Park - £55k Letterfourie Park - £70k Keith Primary £2k Seafeld Primary £1k Active Travel - Buckie - £25k Active Travel - Keith £25k Forres - Developer Obs - £5800 Youth PB - £60k Forres		

2. (LOIP Priority) Confident, skilled and self-reliant communities where expectations and aspirations are raised and achieved
2.1 (CPP Outcome) Improve life chances for people in Moray of all ages in communities experiencing the greatest inequality of outcomes

Code	Cat	Short Name	Current Target	2020/21	2021/22	2022/23	Q3 2021/22	Q4 2021/22	Q1 2022/23	Q2 2022/23	Q3 2022/23	Q4 2022/23	Latest Note	Short Term Trend Arrow	Status
				Value	Value	Value	Value	Value	Value	Value	Value	Value			
	Local	Year 1 Develop mechanisms to support targeted groups	Data only	N/A	N/A	N/A	Not measured for Quarters								
	Local	Years 2 / 3 The Number of Support Agreements progressing with Anchor Organisations	Data only	N/A	N/A	12	Not measured for Quarters		11	13	8	12	Refer to LOIP Action COMM2.1 – Capacity building support to community anchor organisation to become more involved in local decision making.Seven of the current support agreements relate to capacity building work and 5 to the development of specific Community Resilience Plans.		
	Local	Years 3 / 5 100% of community anchor organisations report that they feel supported (wellbeing survey)	Data only	N/A	N/A	N/A	Not measured for Quarters						Refer to LOIP Action COMM2.1 – Capacity building support to community anchor organisation to become more involved in local decision making.		
	Local	Increase in number of individuals from 'disadvantaged communities' accessing learning opportunities to improve their life chances	Data only	N/A	N/A	N/A	Not measured for Quarters						Refer to LOIP Action COMM2.2– Ensure all communities have access to a range of learning offers to meet needs.		