



















Local Outcome Improvement Plan Actions - Empowering and connecting communities

PI Status		Short Term Trends		Actions	
	Alert		Improving		Due Date met
	Warning		No Change		In Progress
	OK		Getting Worse		Due Date not met
	Unknown				
	Data Only				




Status Icon	Action Code & Title	Progress Bar	Start Date	Due Date	Latest Note
	LOIP02 - COMMUNITIES Thriving and well connected place, where more people live well	80%			

Status Icon	Action Code & Title	Progress Bar	Start Date	Due Date	Latest Note
	LOIP – COMM1 Develop stronger, more resilient, supportive, influential and inclusive communities	81%			
	LOIP – COMM1.1 LOIP / social renewal engagements where health and well-being priorities identified by communities have been responded to by local groups or partners.	70%	April 2021	March 2024	<p>Health themed groups continue to be supported in Buckie and New Elgin localities. The Buckie Locality Plan has been refreshed and continues to prioritise Health and Wellbeing outcomes.</p> <p>The Buckie Area Forum have converted a vacant local shop to provide a Community Hub which is acting as an advice and signposting point and social meeting space for local residents. Similar groups along the coast. have been supported by Buckie Area Forum to develop their own spaces.</p> <p>Local residents in New Elgin took part in a facilitated session in Moray College which involved 17 families working together through the medium of</p>

Status Icon	Action Code & Title	Progress Bar	Start Date	Due Date	Latest Note
					<p>LEGO to identify what they would like to see in terms of play and outdoor spaces. 10 volunteers have signed up to continue to explore this further.</p> <p>A large leaflet drop was carried out across the community promoting interest in the Community Soup – a Dragon’s Den type process where new projects bid for small scale start-up funding which will help to address health and wellbeing outcomes.</p> <p>Work has continued with Health and Social care colleagues to identify community priorities in Keith and partners are awaiting the outcome of an external funding application for a dedicated officer post to act on the findings.</p>
	LOIP – COMM1.2 Support Community Anchor Organisations to extend reach and involvement of those who are experiencing poverty and greatest inequalities and therefore less likely to participate (see COVID ERC 1.2)	80%	April 2021	March 2024	<p>The online consultation process in Keith was extended and saw a further 292 responses bringing the total to 654 .There have been two meetings of the local steering group to analyse that data and the work is continuing.</p> <p>CSU staff have continued to support the work with Forres Area Community Trust with a focus this quarter on engaging with more young people to inform the new plan. A total of 117 young people were engaged with directly and a focus group was also held with other stakeholders identified through Army welfare colleagues.</p> <p>Both the Keith and Forres groups are at stage 6 of the process in terms of finalising priorities with the wider community. Work is continuing with the respective partners in Lossiemouth around their response to the results of the consultation. CSU staff will be facilitating further engagement feedback sessions in the next quarter.</p> <p>Work continues on refreshing the Inequalities in Moray report reflecting the current cost of living challenges. As ever, Moray communities have been pro- active in meeting need and have responded with numerous warm/ community hub type initiatives and a small pot of funding has been made available by the council to support this.</p>
	LOIP – COMM1.3 Support to maintain delivery of current and develop further locality plans as live active documents with meaning for the community	80%	April 2021	March 2024	<p>The Buckie Monitoring Group have produced their refreshed Plan which they have developed with significant community consultation and engagement. 15 core volunteers continue to drive this work which included a facilitated sessions for agency and community partners to identify where they can contribute best to delivering on the new Plan. 42 representatives from different services and agencies participated.</p> <p>Other community led activities continue with Community Lunches attracting an average of 62 residents for social connection, nutritious food and access to services and signposting if required.</p>

Status Icon	Action Code & Title	Progress Bar	Start Date	Due Date	Latest Note
					<p>In New Elgin residents continue to be active participants in the core group and the different thematic working groups. The Better Off group delivered a very successful family learning session in partnership with Moray College. The session on engineering used LEGO to engage people and involved 17 families with 47 participants in all. The session was well facilitated and for many of the adults there was a positive experience in a further learning setting.</p> <p>The Better Off group are continuing to work on their Community Soup event – a gentle Dragons Den style event where people with ideas for new community projects are given the chance to discuss their ideas and win some small seed corn funding to try their idea out.</p> <p>The Better Place Group held an open session with local residents and elected members and service reps. 14 local residents attended.</p> <p>Updates on both localities is fed back through CPP Community Engagement Group. An input on the work in Buckie featured at the Staff Conference in November 2022.</p>
	LOIP – COMM1.4 Encourage and support and softening of the location boundaries for NE and BCE so that a wider population benefits where appropriate	100%	April 2021	March 2024	<p>Both the New Elgin and Buckie Localities groups have changed their boundaries to better reflect natural communities.</p> <p>Within New Elgin a tiered approach is being taken to engage people more effectively. This involves identifying issues which are New Elgin specific, those which take in a wider geographic area and issues which are Elgin/Moray wide. Work is ongoing to support the establishment of sub groups to progress particular themes – with the intention of engaging more local residents.</p> <p>The connections being made with Blackwood Housing in Buckie (who are working with older people as a community of interest) is a good example of the benefits of the wider geographic boundaries adding value to localities working in the town.</p>
	LOIP – COMM1.5 Promote and support Community Wealth Building initiatives to build wealth and prosperity within our communities	75%	April 2021	March 2024	<p>In terms of the asset transfer process CSU staff are still supporting Forres Skatepark who have already submitted an Expression of Interest Form and also the Forres Osprey Bus Group – although that group are now exploring other options as well. There were no other organisations signposted for CSU support this quarter. Ongoing support is being given to community groups with assets as requested as part of the wider Capacity Building support provided by the team – 8 active Agreements being delivered at present.</p>

Status Icon	Action Code & Title	Progress Bar	Start Date	Due Date	Latest Note
					<p>PB support through the CSU continues in communities with active processes in place regarding playparks, youth spaces, and Active Travel. The Elgin Allotments groups are continuing discussions around their lease agreement.</p> <p>Other major initiatives such as Just Transition PB are being led by tsi MORAY and Money for Moray who completed an over-subscribed process for local projects addressing climate change.</p>

Status Icon	Action Code & Title	Progress Bar	Start Date	Due Date	Latest Note
	LOIP – COMM2 Improve life chances for people in Moray of all ages in communities experiencing the greatest inequality of outcomes	78%			
	LOIP – COMM2.1 Capacity building support to community anchor organisations to become more involved with local decision making through support to develop locality plans identifying key priorities for their communities	75%	April 2021	March 2024	<p>49 participants from 8 community based organisations took part in local capacity building sessions in relation to Child Protection, Vulnerable Adults and Introducing Makaton.</p> <p>35 community groups/organisations participated in a workshop session with Moray Council to inform the content of the refreshed Corporate Plan.</p> <p>The CPP Board endorsed the refreshed Community Engagement Strategy produced by the Community Engagement Group.</p> <p>A successful Community Resilience Event delivered in partnership with the Moray Joint Community Councils and funded by Scottish and Southern Electricity networks (SSEN) was delivered in Elgin Town Hall which was attended by 84 community representatives There were market stalls with 13 organisations represented such as Scottish Flood Forum, Scottish Environment Protection Agency (SEPA), Red Cross and various council services including Emergency Planning. As a result of this session 7 additional communities have expressed an interest in setting up Resilience Groups.</p> <p>As well as the support to the Buckie and New Elgin Localities work continues with community partners in in Forres, Keith and Lossiemouth to develop community action plans.</p>
	LOIP – COMM2.2 Ensure all communities have access to a range of learning offers to meet needs, focussing on the most disadvantaged groups	80%	April 2021	March 2024	<p>The Communities (CLD) Adult and Family Learning team are back at pre pandemic levels in terms of the amount of people being supported in relation to essential skills (literacy, numeracy and communication) – at 31st Dec, 51 individuals receiving one to one support.</p>


Status Icon	Action Code & Title	Progress Bar	Start Date	Due Date	Latest Note
					<p>In addition the team have widened the scope of their offer and though activities in Adult Learners' Week engaged 143 people in Community Based Adult Learning sessions.</p> <p>Targeted Family Learning opportunities continue to be developed with 22 adults & 35 children participants attending 4 workshops this quarter. Two universal STEM family learning sessions attracted 13 adults & 21 children.</p> <p>Adult Literacies learners employability status varies with 20% unemployed and looking for work; 24% getting ready to look for work; 12% work full time; 14% work part time and 8% have a Pathways Plan. The remainder are made up of students, volunteers and those not able to work.</p> <p>Additional hours have been funded to support community based English for Speakers of Other Languages (ESOL) provision. This work is being co-ordinated with colleagues in UHI who are delivering accredited ESOL provision.</p>

Risks and Issues

Risks and Issues	Mitigating Action
Work on New Elgin Locality Plan has identified a lack of community meeting spaces as a major challenge in creating opportunities to bring people together and grow community groups and activities.	Discussions are happening internally to identify if there are any suitable spaces within council ownership that could be utilised as a community hub in New Elgin – and that may come back to the CPP as a request for partner support to develop options.




General Progress Commentary	Covid-19 Recovery impact on delivery
Good overall progress.	Linked to the cost of living crisis – although again community groups have been quick to respond in developing community hubs/warm spaces and other practical initiatives.

1. (LOIP Priority) Thriving and well-connected place, where more people live well
1.1 (CPP Outcome) Develop stronger, more resilient, supportive, influential and inclusive communities

Code	Cat	Short Name	Current Target	2020/21	2021/22	2022/23	Q3 2021/22	Q4 2021/22	Q1 2022/23	Q2 2022/23	Q2 2022/23	Latest Note	Short Term Trend Arrow	Status
				Value	Value	Value		Value	Value	Value	Value			
	Local	Year 1 / 2 Pilot survey in 2 areas and feedback results to communities	Data only	N/A	N/A	N/A	Not measured for Quarters					Refer to LOIP Action COMM1.1 – Develop and implement a Community Wellbeing Survey		
	Local	Years 2-5 Conduct survey every 2 years and act upon results	Data only	N/A	N/A		Not measured for Quarters					Not due for reporting until 2022-23		
	Local	Evidence of increased engagement and participation levels by X% in Years 2-5	Data only	N/A	N/A		Not measured for Quarters					Not due for reporting until 2022-23		
	Local	Evidence an increase of communities / people participating in the development and delivery of locality plans	Data only	N/A	N/A	N/A	Not measured for Quarters					Refer to LOIP Action COMM1.3– Support to maintain delivery of current and develop further locality plans.		
	Local	Annual CLD reports show evidence progress with engagement and impact	Data only	N/A	N/A		Not measured for Quarters					National Key Performance Indicators information gathered for 2019-20 and adapted for 2021-24 CLD Plan.		
	Local	Expansion of boundaries of current locality plans in New Elgin and Buckie Central East to increase inclusion of those most disadvantages	Data only	N/A	N/A	N/A	Not measured for Quarters					Refer to LOIP Action COMM1.4– Encourage and support the softening of the location boundaries for NE and BCE so that a wider population benefits where appropriate.		
	Local	Year 1 Identify baseline number of supported CATS throughout the partnership	Data only	N/A	Yes		Not measured for Quarters					Community Asset Transfer Annual Report 2021/22 published.		
	Local	The proportion of successful funding applications increases	Data only	N/A	N/A		Not measured for Quarters					Reporting scheduled 2023-26		
	Local	Increase the number of local social enterprises	Data only	N/A	N/A		Not measured for Quarters					Reporting scheduled 2022-26		
	Local	Number of people supported to participate in Participatory Budgeting	Data only	N/A	N/A		N/A	N/A	1593	855	3,780	Significant PB activity happened this quarter facilitated by tsi Moray and Money for Moray who delivered a Just Transition		

Code	Cat	Short Name	Current Target	2020/21	2021/22	2022/23	Q3 2021/22	Q4 2021/22	Q1 2022/23	Q2 2022/23	Q2 2022/23	Latest Note	Short Term Trend Arrow	Status
				Value	Value	Value		Value	Value	Value	Value			
												<p><u>PB process.</u> 3,459 people voted and awarded £333k between 13 projects</p> <p>Work is continuing with young people in Buckie and Forres to develop project ideas for youth facilities in the towns. 143 young people have been involved in those discussions so far but no firm project ideas have yet emerged.</p> <p>Work is beginning on a new initiative with Active Travel with work starting to develop a steering group of local residents to shape this process – this project and the 50k funding will come on stream in 2023/24 budget.</p> <p>The PB process for the play park at Mannachie in Forres has involved 678 primary pupils to identify what they would like to see included in the design.(178 this quarter).</p> <p>The play parks already voted on in Cullen and Findochty are awaiting installation. Initial discussions have started to form a steering group in Tamnavulin for a 30K parks investment</p> <p>In addition the CSU supported Money for Moray to allocate 100k of funding, including 50k of Back on Your Feet youth funding facilitated by Youth Work</p> <p>Mannachie Park – 550 pupils/ 120 survey St Thomas's PS – 12 (steering group) Cullen (163 votes) Findochty (122 votes) Back on Your Feet (1593 voters)</p>		

2. (LOIP Priority) Confident, skilled and self-reliant communities where expectations and aspirations are raised and achieved
2.1 (CPP Outcome) Improve life chances for people in Moray of all ages in communities experiencing the greatest inequality of outcomes

Code	Cat	Short Name	Current Target	2020/21	2021/22	2022/23	Q3 2021/22	Q4 2021/22	Q1 2022/23	Q2 2022/23	Q3 2022/23	Latest Note	Short Term Trend Arrow	Status
				Value	Value	Value	Value	Value	Value	Value	Value			
	Local	Year 1 Develop mechanisms to support targeted groups	Data only	N/A	N/A	N/A	Not measured for Quarters					Refer to LOIP Action COMM2.1 – Capacity building support to community anchor organisation to become more involved in local decision making.		
	Local	Years 2 / 3 The % of Support Agreements progressing with Anchor Organisations	Data only	N/A	N/A		Not measured for Quarters		11	13	8	This is the number of current Support Agreements in place as referred to in LOIP – COMM1.5 Promote and support Community Wealth Building		
	Local	Years 3 / 5 100% of community anchor organisations report that they feel supported (wellbeing survey)	Data only	N/A	N/A		Not measured for Quarters					Not due for reporting until 2022-23		
	Local	Increase in number of individuals from 'disadvantaged communities' accessing learning opportunities to improve their life chances	Data only	N/A	N/A	N/A	Not measured for Quarters					Refer to LOIP Action COMM2.2– Ensure all communities have access to a range of learning offers to meet needs.		