

2022-23 Quarter to September Children and Families and Criminal Justice Social Work Performance Report – Service Performance Indicators



PI Status		Long Term Trends		Short Term Trends	
	Alert		Improving		Improving
	Warning		No Change		No Change
	OK		Getting Worse		Getting Worse
	Unknown				
	Data Only				









3. Operational Indicators 3.2 Looked After Children

Code	Code	Short Name	Current Target	2020/21	2021/22	2022/23	Q2 2021/22	Q3 2021/22	Q4 2021/22	Q1 2022/23	Q2 2022/23	Latest Note	Short Term Trend Arrow	Status
				Value	Value	Value	Value	Value	Value	Value	Value			
CSCF100	MI	Number of Looked After Children at the end of the reporting quarter	Data Only	177	178	169	176	165	178	167	169			
LAC007	Local(b)	% of LAC in Foster Care purchased by Moray Council	4%	6.2%	6%	4%	5.7%	6%	6%	5%	4%			
LAC006	Local	% of Looked After Children in paid placements	65%	75.7%	74.7%	74.5%	76.7%	80%	74.7%	75.4%	74.5%	123/169 (includes 4 refugees)		

3. Operational Indicators 3.3 Child Protection

Code	Code	Short Name	Current Target	2020/21	2021/22	2022/23	Q2 2021/22	Q3 2021/22	Q4 2021/22	Q1 2022/23	Q2 2022/23	Latest Note	Short Term Trend Arrow	Status
				Value	Value	Value	Value	Value	Value	Value				
CMS013	MI	Number of children on the Child Protection Register at end date of reporting period	Data Only	26	37	43	32	29	37	44	43		↑	
CMS010	MI	Number of child protection referrals in the reporting period	Data Only	214	487	170	85	120	176	145	250		↓	
CMS011	MI	Number of children subject to child protection referrals in the reporting period	Data Only	210	461		84	115	157	134	183		↑	
CMS001a	Local	% of initial case conferences held within planned timescales	100%	88.75%	100%	96.5%	100%	100%	100%	93%	100%		↑	
CMS002b	Local	% of review case conferences held within planned timescales	100%	84.75%	74.5%	70%	94%	70%	67%	65%	75%	12/16	↑	
CMS002d	Local	% of Child Protection review case conferences not held within agreed timescales	15%	14.6%	24.1%	30.6%	5.9%	29.4%	33.3%	35%	25%		↑	
CMS002e	Local	Late review case conferences - Average number of days late	28 days	14 days	20 days	25 days	1 days	16 days	28 days	30 days	20 days		↑	
CMS004	Local	% of agencies attending case conferences in the reporting period	100%	88.25%	92.5%	88%	94%	86%	96%	86%	90%	Police – 25 Invites; 25 attended (100%) Health – 25 invites; 24 attended (96%) Social Work – 25 invites; 25 attended (100%) Education – 11 invites; 10 attended (91%) Support Workers – 9 invites; 7 attended (78%) Housing – 7 invites; 5 attended (71%) Foster Carers – 2 invites; 1 attended (50%) Relatives – 14 invites; 9 attended (64%) (includes one person not invited but who attended) 106/118 90%	↑	
CMS017f	Local(b)	% of Children on CPR registered > 12 months	15%	11.5%	24.3%	14%	19%	20.6%	24.3%	15.9%	14%	6/43 on longer than 12 months	↑	
CMS016a	MI	Average length of registration at time of removal from CPR	Data Only	274 days	211 days	257 days	280 days	201 days	265 days	343 days	171 days		↑	

3. Operational Indicators
3.4 Community Justice

Code	Code	Short Name	Current Target	2020/21	2021/22	2022/23	Q2 2021/22	Q3 2021/22	Q4 2021/22	Q1 2022/23	Q2 2022/23	Latest Note	Short Term Trend Arrow	Status
				Value	Value	Value	Value	Value	Value	Value	Value			
CJ01b	MI	Number of Criminal Justice Social Work Reports submitted to courts	Data Only	289	391	220	103	91	104	103	117			
CJ01	Local	% of Criminal Justice Social Work Reports submitted to courts by the due date	100%	100%	100%	100%	100%	100%	100%	100%	100%			
CJ02	Local	% of new Community Payback Orders with a supervision requirement seen by a supervising officer within one week (adults)	100%	47.67%	69.01%	94.94%	62.26%	58.06%	70.37%	96.97%	93.48%			
CJ04	MI	Total number of new community payback orders made in the period (adults)	Data Only	122	213	117	72	47	47	52	65			
CJ02b	MI	Number of new Community Payback Orders issued with a supervision requirement	Data Only	86	142	79	53	31	27	33	46		