










2022-23 Quarter to September Education

Performance Report – Service Plan Performance Indicators



Strategic Level Priorities									
Improved attainment at both the Broad General and Senior Phase									
Code	Code	Short Name	Current Target	2020/21	2021/22	2022/23	Latest Note	Short Term Trend Arrow	Status
				Value	Value	Value			
CHN13a	Nat(b)	Curriculum for Excellence - % of pupils achieving expected level in Literacy, (P1, P4 and P7 combined)	Data Only	64%	December 2022		2020-21 % of P1, P4 and P7 pupils combined achieving expected CFE Level in Literacy Moray - 64% (Rank 21st) Scotland - 67% Comparator Benchmarking Authorities: Angus - 72% Argyll & Bute - 72% East Lothian - 61% Highland - 49% Midlothian - 78% Scottish Borders - 66% Stirling - 74%	?	
CHN13b	Nat(b)	Curriculum for Excellence - % of pupils achieving expected level in Numeracy (P1, P4 and P7 pupils combined)	Data Only	68%	December 2022		2020-21 % of P1, P4 and P7 pupils combined achieving expected CFE Level in Numeracy Moray - 68% (Rank 29th) Scotland - 75% Comparator Benchmarking Authorities: Angus - 78% Argyll & Bute - 69% East Lothian - 69% Highland - 60% Midlothian - 73% Scottish Borders - 74% Stirling - 80%	?	
EdS412.25	Local	S4 results: % pupils attaining Level 4 literacy and numeracy	Data Only	87.1%	88.2%		2021-22 S4 % attaining Level 4 Literacy and Numeracy Moray - 88.2%	↑	

Code	Code	Short Name	Current Target	2020/21	2021/22	2022/23	Latest Note	Short Term Trend Arrow	Status
				Value	Value	Value			
							Virtual comparator for Moray - 85.6% National result - 84.8% Secondary School results: Buckie High - 89.7% / VC - 80.1% Elgin Academy - 91.5% / VC - 89.8% Elgin High - 81.3% / VC - 85.6% Forres Academy - 89.0% / VC - 84.6% Keith Grammar - 82.4% / VC - 82.8% Lossie High - 87.6% / VC - 88.3% Milne's High - 93.8% / VC - 88.8% Speyside High - 88.5% / VC - 84.4%		
EdS412.26	Local	S4 results: % pupils attaining Level 5 literacy and numeracy	Data Only	49.5%	53.7%		2021-22 S4 - % pupils attaining Level 5 Literacy and Numeracy Moray - 53.7% Virtual comparator for Moray - 59.5% National result - 57.4% Secondary School results: Buckie High - 59.3% / VC - 54.9% Elgin Academy - 48.3% / VC - 66.7% Elgin High - 54.7% / VC - 58.9% Forres Academy - 38.4% / VC - 55.8% Keith Grammar - 47.1% / VC - 56.3% Lossie High - 67.6% / VC - 64.9% Milne's High - 65.4% / VC - 62.8% Speyside High - 57.7% / VC - 55.1%	↑	
EdS413.01	Nat(b)	Leaver results: % of leavers attaining level 4 Literacy and Numeracy	Data Only	92.2%	March 2023		2020-21 Moray – 92.2% Virtual comparator – 89.5% Northern Alliance – 89.8% National result – 90.1%	↑	
EdS413.01 a	Local(b)	Leaver results: % of leavers attaining level 4 Literacy	94%	95.9%	March 2023		2020-21 Moray – 95.9% Virtual comparator – 94.3% Northern Alliance – 94.6% National result – 94.6%	↑	
EdS413.01 b	Local(b)	Leaver results: % of leavers attaining level 4 Numeracy	91%	93.3%	March 2023		2020-21 Moray – 93.3% Virtual comparator – 91.2% Northern Alliance – 91.5% National result – 91.6%	↑	
EdS413.02 c	Nat(b)	Leaver results: % of leavers achieving 5+ awards at SCQF level 5 or above	65%	65.8%	March 2023		2020-21 Moray – 65.8%	↑	

Code	Code	Short Name	Current Target	2020/21	2021/22	2022/23	Latest Note	Short Term Trend Arrow	Status
				Value	Value	Value			
							Virtual comparator – 67.4% Northern Alliance – 70.1% National result – 70.5%		
EdS413.02d	Nat(b)	Leaver results: % of leavers achieving 5+ awards at SCQF level 6 or above	35%	34.2%	March 2023		2020-21 Moray – 34.2% Virtual comparator – 37.6% Northern Alliance – 38.3% National result – 42.1%	▬	?
EdS099a	Local	% school leavers with 1 or more qualification at SCQF Level 4 or better	Data Only	96.8%	March 2023		2020-21 Moray – 96.8% (851 of the 879 leavers achieved 1 or more SCQF awards @ Level 4) Virtual comparator - 96.4% Scotland - 96.5%	↑	
EdS099b	Local	% Looked After school leavers with 1 or more qualification at SCQF Level 4 or better	Data Only	75%	March 2023		2020-21 Moray – 75.0% (12 of 16 LAC leavers achieved 1 or more awards @ SCQF Level 4) Virtual comparator – 86.3% Scotland - 77.1%	↑	
EdS413.11	Local(b)	Leaver results: % of leavers achieving 1+ qualification at SCQF Level 5	Data Only	88.7%	March 2023		2020-21 Moray – 88.7% Virtual comparator – 89.0% National result – 89.5%	↑	
EdS413.12	Local(b)	Leaver results: % of leavers achieving 1+ qualification at SCQF Level 6	Data Only	63.9%	March 2023		2020-21 Moray – 63.9% Virtual comparator – 65.5% National result – 70.2%	↑	
CHN4	Nat(b)	% of Pupils gaining 5+ awards at level 5	64%	63%	December 2022		2020-21 (LGBF) MORAY - 63% (Ranked 24th) Scotland – 67%	↑	?
CHN5	Nat(b)	% of Pupils Gaining 5+ awards at level 6	33%	33%	December 2022		2020-21 (LGBF) MORAY - 33% (Ranked 27th) Scotland – 41%	↑	?
CHN12a	Nat(b)	Overall Average Total Tariff	850	885	December 2022		2020-21 (LGBF) Moray - 885 (Rank 26th) Scotland - 972	↑	?
CHN11	Nat(b)	Proportion of pupils entering Positive Destinations	95.5%	94.1%	December 2022		2020-21 (LGBF) Moray - 94.1% Scotland – 95.5%	↑	?

Code	Code	Short Name	Current Target	2020/21	2021/22	2022/23	Latest Note	Short Term Trend Arrow	Status
				Value	Value	Value			
CHN21	Nat(b)	% Participation for 16-19 year olds	94.2%	91.8%	December 2022		2020-21 (LGBF) Moray- 91.8% (Ranked 20th) Scotland - 92.2% Comparator Benchmarking Authorities: Angus - 92.5% Argyll & Bute - 93.5% East Lothian - 94.0% Highland - 92.6% Midlothian - 93.7% Scottish Borders - 93.8% Stirling - 93.7%	↓	?