

2022-23 Quarter to June Education

Performance Report – Service Performance Indicators




Service Level Priorities Learning Teaching and Assessment (BV)									
Code	Code	Short Name	Current Target	2019/20	2020/21	2021/22	Latest Note	Short Term Trend Arrow	Status
				Value	Value	Value			
CHN18	Nat(b)	% of funded early years provision which is graded good/better	89%	78.3%	85.2%	December 2022	2020-21 (LGBF) Moray- 85.2% (Moray Ranked 29th) Scotland - 90.9% Comparator Benchmarking Authorities: Angus – 93.6% Argyll & Bute – 92.7% East Lothian – 87.5% Highland – 91.1% Midlothian – 88.5% Scottish Borders – 90.3% Stirling – 97.6%	↑	⚠

Service Level Priorities
Supporting all Learners (BV)



Code	Code	Short Name	Current Target	2019/20	2020/21	2021/22	Latest Note	Short Term Trend Arrow	Status
				Value	Value	Value			
CHN19a	Nat(b)	School attendance (%)	94%	N/A	93.8%	December 2022	2020-21 (LGBF) Moray- 93.8% (Ranked 6 th) Scotland - 92% Comparator Benchmarking Authorities: Angus – 92.8% Argyll & Bute – 93.3% East Lothian – 91.8% Highland – 91.5% Midlothian – 92.3% Scottish Borders – 93.3% Stirling – 93.4%	↓	✓
CHN20a	Nat(b)	School exclusion rates per 1,000 pupils	21.7	N/A	14.2	December 2022	2020-21 (LGBF) Moray- 14.2 (Ranked 22 nd) Scotland – 11.9 Comparator Benchmarking Authorities: Angus – 11.6 Argyll & Bute – 14.3 East Lothian – 9.7 Highland – 12.7 Midlothian – 9.5 Scottish Borders – 4.5 Stirling – 7.0	↓	✓

Operational indicators
Early Learning and Childcare Education



Code	Code	Short Name	Current Target	2019/20	2020/21	2021/22	Latest Note	Short Term Trend Arrow	Status
				Value	Value	Value			
CHN17	Nat(b)	% of children meeting developmental milestones	Data Only	95.5%	96.0%	December 2022	2020-21 (LGBF) Moray- 96.0% (Ranked 3 rd) Scotland - 85.1% Comparator Authorities: Angus - 86.5% Argyll and Bute -87.1% East Lothian - 86.6% Highland - 87.6% Midlothian - 93.0% Scottish Borders - 88.9% Stirling - 86.5%	↑	✓

Code	Code	Short Name	Current Target	2019/20	2020/21	2021/22	Latest Note	Short Term Trend Arrow	Status
				Value	Value	Value			
CHN3	Nat(b)	Cost per Pre-School Education Registration	Data Only	£5,496	£7,420	December 2022	2020-21 (LGBF) Moray - £7,420 (Rank 3rd) (Gross expenditure £11,901,000 / 1,604 children = £7,420 per place) Scotland - £9,255 Comparator Benchmarking Authorities: Angus - £40,599 Argyll & Bute - £11,331 East Lothian - £7,448 Highland - £7,510 Midlothian - £10,145 Scottish Borders - £9,664 Stirling - £13,702	↑	



**Operational indicators
Primary School Education**















Code	Code	Short Name	Current Target	2019/20	2020/21	2021/22	Latest Note	Short Term Trend Arrow	Status
				Value	Value	Value			
CHN1	Nat(b)	Cost per Primary School Pupil	Data Only	£5,427	£5,273	December 2022	2020-21 (LGBF) Moray - £5,273 (Rank 1st) (Gross expenditure £36,610,000 / 6,943 primary pupils = £5,273 per pupil) Scotland - £5,897 Comparator Benchmarking Authorities: Angus - £5,980 Argyll & Bute - £7,423 East Lothian - £5,275 Highland - £6,046 Midlothian - £5,869 Scottish Borders - £5,619 Stirling - £6,100	↓	
CHN10	Nat(b)	% of Adults Satisfied with local schools	77%	74.6%	77.0%	December 2022	2017-20 (LGBF) Moray - 77.0% (Rank 10th) Scotland - 71.8% Benchmarking Comparators: Angus - 74.5% Argyll & Bute - 76.4% East Lothian - 69.2% Highland - 73.0% Midlothian - 69.3% Scottish Borders - 70.2% Stirling - 74.7%	↑	









Operational indicators
Looked After Children

Code	Code	Short Name	Current Target	2019/20	2020/21	2021/22	Latest Note	Short Term Trend Arrow	Status
				Value	Value	Value			
EdS097	Local	% Looked after children leavers who enter education, employment or training following school	Data Only	84.2%	75%	March 2023	<p>Moray - 75% Virtual comparator - 91.2% Northern Alliance - 82.8% Scotland - 87.9%</p> <p>A total of 16 looked after children left school during or at the end of 2020-21 academic year. Of those, 12 went onto an initial positive destination (75%). Nationally 87.9% of looked after children who left school went onto an initial positive destination.</p>	↓	
EdS606.20	Local	% of looked after children who remain in school post S4	Data Only	50%	30.8%	October 2022	<p>Of the 13 Looked After Children in S4 at the 2020/21, 4 continued on into S5 (2021/22). Of the 9 who left (INSIGHT): 5 in Further Education 1 in Training 2 Unemployed Seeking 1 Unemployed Not Seeking</p>	↓	


Operational indicators
Secondary School Education

Code	Code	Short Name	Current Target	2019/20	2020/21	2021/22	Latest Note	Short Term Trend Arrow	Status
				Value	Value	Value			
EdS413.02	Nat(b)	Leaver results: % of leavers attaining Level 5 literacy and numeracy	Data Only	61.7%	67.4%	March 2023	<p>2020-21 Moray - 67.4% Virtual comparator - 67.4% Northern Alliance - 68.9% National result - 70.2%</p>	↑	
EdS413.02 a	Nat(b)	Leaver results: % of leavers attaining Level 5 literacy	Data Only	80.9%	83.4%	March 2023	<p>2020-21 Moray - 83.4% Virtual comparator - 81.6% Northern Alliance - 83.9% National result - 83.4%</p>	↑	

Code	Code	Short Name	Current Target	2019/20	2020/21	2021/22	Latest Note	Short Term Trend Arrow	Status
				Value	Value	Value			
EdS413.02b	Nat(b)	Leaver results: % of leavers attaining Level 5 numeracy	Data Only	63.6%	69.9%	March 2023	2020-21 Moray – 69.9% Virtual comparator – 70.1% Northern Alliance – 71.1% National result – 72.4%		
EdS093	Local(b)	School Leaver destinations - % entering full-time higher education	Data Only	39.8%	37.1%	March 2023	2020-21 Moray – 37.1% (-2.7) Virtual Comparator – 40.9% (-0.8) Northern Alliance – 41.7% (-1.7) National – 45.1% (+0.9)		
EdS094	Local(b)	School Leaver destinations - % entering full-time further education	Data Only	32.1%	26.6%	March 2023	2020-21 Moray – 26.6% (-5.5) Virtual Comparator – 24.8% (-5.5) Northern Alliance – 22.8% (-4.7) National – 3.3% (-4.8)		
EdS095	Local(b)	School Leaver destinations - % entering employment	Data Only	17.8%	27.4%	March 2023	2020-21 Moray – 26.6% (+9.6) Virtual Comparator – 25.5% (+6.7) Northern Alliance – 27.5% (+8.7) National – 22.6% (+6.4)		
EdS096	Local(b)	School Leaver destinations - % entering training	Data Only	2%	2.3%	March 2023	2020-21 Moray – 2.3% (+0.3) Virtual Comparator – 3.6% (+0.2) Northern Alliance – 2.8% (+0.2) National – 3.7% (-)		
CHN2	Nat(b)	Cost per Secondary School Pupil	Data Only	£7,707	£7,183	December 2022	2020-21 (LGBF) Moray - £7,183 (Rank 7th) (Gross expenditure £ 37,142,000/ 5,171 primary pupils = £7,183 per pupil) Scotland - £7,629 Comparator Benchmarking Authorities: Angus - £6,959 Argyll & Bute - £10,441 East Lothian - £6,789 Highland - £7,755 Midlothian - £7,778 Scottish Borders - £7,745 Stirling - £7,464		
CHN12b	Nat(b)	Average Total Tariff SIMD Quintile 1	688	939	897	December 2022	2020-21 (LGBF) Moray - 897 (Rank 3rd) Scotland - 688 Comparator Benchmarking Authorities: Angus - 528 Argyll & Bute - 831 East Lothian - 636 Highland - 664 Midlothian - 558 Scottish Borders - 495 Stirling - 642		

Code	Code	Short Name	Current Target	2019/20	2020/21	2021/22	Latest Note	Short Term Trend Arrow	Status
				Value	Value	Value			
CHN12c	Nat(b)	Average Total Tariff SIMD Quintile 2	699	690	643	December 2022	2020-21 (LGBF) Moray - 643 (Rank 31st) Scotland - 817 Comparator Benchmarking Authorities: Angus - 737 Argyll & Bute - 691 East Lothian - 791 Highland - 692 Midlothian - 694 Scottish Borders - 813 Stirling - 792		
CHN12d	Nat(b)	Average Total Tariff SIMD Quintile 3	877	726	878	December 2022	2020-21 (LGBF) Moray - 878 (Rank 28th) Scotland - 975 Comparator Benchmarking Authorities: Angus - 868 Argyll & Bute - 944 East Lothian - 1,036 Highland - 968 Midlothian - 1,044 Scottish Borders - 918 Stirling - 1,039		
CHN12e	Nat(b)	Average Total Tariff SIMD Quintile 4	984	838	965	December 2022	2020-21 (LGBF) Moray - 965 (Rank 29th) Scotland - 1,108 Comparator Benchmarking Authorities: Angus - 1,022 Argyll & Bute - 1,102 East Lothian - 1,064 Highland - 963 Midlothian - 1,029 Scottish Borders - 1,311 Stirling - 1,229		
CHN12f	Nat(b)	Average Total Tariff SIMD Quintile 5	1,148	905	965	December 2022	2020-21 (LGBF) Moray - 965 (Rank 30th) Scotland - 1,320 Comparator Benchmarking Authorities: Angus - 1,079 Argyll & Bute - 1,287 East Lothian - 1,269 Highland - 1,041 Midlothian - 1,360 Scottish Borders - 1,361 Stirling - 1,370		

Operational indicators
Additional Support Needs

Code	Code	Short Name	Current Target	2019/20	2020/21	2021/22	Latest Note	Short Term Trend Arrow	Status
				Value	Value	Value			
EdS603.01	Local	% pupils with Additional Support Needs	Data Only	35.2%	38.8%	39.2%	Moray – 39.2% Primary – 36.9% Secondary – 42.3% Scotland – 33.0% Primary – 27.7% Secondary – 38.2%	↑	
EdS098	Local	% leavers with additional support needs who enter education, employment or training following school	Data Only	90.4%	92.2%	March 2023	2020-21 Moray – 92.2% (348 leavers) Virtual comparator - 93.5% Northern Alliance – 92.9% Scotland – 92.8%	↑	