

2021-22 Quarter to March Children and Families and Criminal Justice Social Work Performance Report – Service Performance Indicators



PI Status		Long Term Trends		Short Term Trends	
	Alert		Improving		Improving
	Warning		No Change		No Change
	OK		Getting Worse		Getting Worse
	Unknown				
	Data Only				

3. Operational Indicators 3.2 Looked After Children



Code	Code	Short Name	Current Target	2019/20	2020/21	2021/22	Q4 2020/21	Q1 2021/22	Q2 2021/22	Q3 2021/22	Q4 2021/22	Latest Note	Short Term Trend Arrow	Status
				Value	Value	Value	Value	Value	Value	Value				
CSCF100	MI	Number of Looked After Children at the end of the reporting quarter	Data Only	188	177	178	177	178	176	165	178			
LAC008	MI	Number of Moray Council Fostering households	Data Only	45	41	41	41	43	42	42	41			
LAC007	Local(b)	% of LAC in Foster Care purchased by Moray Council	4%	6.9%	6.2%	6%	6.2%	6.2%	5.7%	6%	6%	11/178		

Code	Code	Short Name	Current Target	2019/20	2020/21	2021/22	Q4 2020/21	Q1 2021/22	Q2 2021/22	Q3 2021/22	Q4 2021/22	Latest Note	Short Term Trend Arrow	Status
				Value	Value	Value	Value	Value	Value	Value				
LAC006	Local	% of Looked After Children in paid placements	65%	79.3%	75.7%	74.7%	75.7%	75.3%	76.7%	80%	74.7%	133/178		
EdS606.08	Local(b)	% of LAC in Secure Placement	1%	0.1%	0.13%	0.17%	0%	0%	0%	0%	0.7%	1/178		

3. Operational Indicators





3.3 Child Protection

Code	Code	Short Name	Current Target	2019/20	2020/21	2021/22	Q4 2020/21	Q1 2021/22	Q2 2021/22	Q3 2021/22	Q4 2021/22	Latest Note	Short Term Trend Arrow	Status
				Value	Value	Value	Value	Value	Value	Value				
CMS013	MI	Number of children on the Child Protection Register at end date of reporting period	Data Only	36	26	37	26	31	32	29	37			
CMS001a	Local	% of initial case conferences held within planned timescales	100%	100%	88.75%	100%	100%	100%	100%	100%	100%			
CMS002b	Local	% of review case conferences held within planned timescales	100%	76.75%	84.75%	74.5%	90%	67%	94%	70%	67%	6/9 held on scheduled date		
CMS002d	Local	% of Child Protection review case conferences not held within agreed timescales	15%	22.6%	14.6%	24.1%	10%	33.3%	5.9%	29.4%	33.3%			
CMS002e	Local	Late review case conferences - Average number of days late	28 days	39 days	14 days	20 days	1 days	36 days	1 days	16 days	28 days			
CMS004	Local	% of agencies attending case conferences in the reporting period	100%	90%	88.25%	92.5%	88%	94%	94%	86%	96%	Education 10 invitations - 9 attended = 90%; Health 16 invitations - 16 attended = 100% Housing 6 invitations - 4 attended = 67% Police 16 invitations - 16 attended = 100% Social Work - 16 invitations - 16 attended = 100% Support Workers - 9 invitations - 9 attended = 100% Total 70/73		
CMS017f	Local(b)	% of Children on CPR registered > 12 months	15%	6%	11.5%	24.3%	11.5%	19%	19%	20.6%	24.3%			

Code	Code	Short Name	Current Target	2019/20	2020/21	2021/22	Q4 2020/21	Q1 2021/22	Q2 2021/22	Q3 2021/22	Q4 2021/22	Latest Note	Short Term Trend Arrow	Status
				Value	Value	Value	Value	Value	Value	Value				
CMS021	MI	Total number of concerns registered	Data Only	53	72	119	72	73	90	83	119	3.2 concerns/child		

3. Operational Indicators

3.4 Community Justice

Code	Code	Short Name	Current Target	2019/20	2020/21	2021/22	Q4 2020/21	Q1 2021/22	Q2 2021/22	Q3 2021/22	Q4 2021/22	Latest Note	Short Term Trend Arrow	Status
				Value	Value	Value	Value	Value	Value	Value				
CJ01	Local	% of Criminal Justice Social Work Reports submitted to courts by the due date	100%	100%	100%	100%	100%	100%	100%	100%	100%			
CJ02	Local	% of new Community Payback Orders with a supervision requirement seen by a supervising officer within one week (adults)	100%	84.82%	47.67%	69.01%	48%	90.32%	62.26%	58.06%	70.37%			
CJ03	Local(b)	% of Community Payback Orders with a requirement of Unpaid Work or Other Activity commenced within 7 days of order being imposed	Data Only	34.16%	0%	21.38%	0%	29%	18%	6.5%	32%	Target met: 10/31 Target not met: 21 Currently on Order or Supervision - 4 Offender did not Turn up - 4 Offender in Custody - 2 Offender undertaking paid employment - 2 Other: Client based - 4 No reason entered - 5	