















2021-22 Quarter to March Education







Performance Report – Service Plan Performance Indicators









Strategic Level Priorities									
Improved attainment at both the Broad General and Senior Phase									
Code	Code	Short Name	Current Target	2019/20	2020/21	2021/22	Latest Note	Short Term Trend Arrow	Status
				Value	Value	Value			
CHN13a	Nat(b)	Curriculum for Excellence - % of pupils achieving expected level in Literacy, (P1, P4 and P7 combined)	Data Only	N/A	64%	December 2022	<p>2020-21 % of P1, P4 and P7 pupils combined achieving expected CFE Level in Literacy Moray - 64% (Rank 21st) Scotland - 67%</p> <p>Comparator Benchmarking Authorities: Angus - 72% Argyll & Bute - 72% East Lothian - 61% Highland - 49% Midlothian - 78% Scottish Borders - 66% Stirling - 74%</p>		
CHN13b	Nat(b)	Curriculum for Excellence - % of pupils achieving expected level in Numeracy (P1, P4 and P7 pupils combined)	Data Only	N/A	68%	December 2022	<p>2020-21 % of P1, P4 and P7 pupils combined achieving expected CFE Level in Numeracy Moray - 68% (Rank 29th) Scotland - 75%</p> <p>Comparator Benchmarking Authorities: Angus - 78% Argyll & Bute - 69% East Lothian - 69% Highland - 60% Midlothian - 73% Scottish Borders - 74% Stirling - 80%</p>		



Code	Code	Short Name	Current Target	2019/20	2020/21	2021/22	Latest Note	Short Term Trend Arrow	Status
				Value	Value	Value			
EdS412.25	Local	S4 results: % pupils attaining Level 4 literacy and numeracy	Data Only	86.9%	87.1%	October 2022	2020-21 S4 % attaining Level 4 Literacy and Numeracy Moray - 87.1% Virtual comparator - 84.8% National result - 83.1% Secondary School results: Buckie High - 88.6% / VC - 83.6% Elgin Academy - 81.7% / VC - 84.7% Elgin High - 87.2% / VC - 85.6% Forres Academy - 87.7% / VC - 84.6% Keith Grammar - 93.1% / VC - 84.0% Lossie High - 87.0% / VC - 86.2% Milne's High - 89.9% / VC - 85.9% Speyside High - 88.9% / VC - 84.6%		
EdS412.26	Local	S4 results: % pupils attaining Level 5 literacy and numeracy	Data Only	53.6%	49%	October 2022	2020-21 S4 - % pupils attaining Level 5 Literacy and Numeracy Moray - 49.0% Virtual comparator - 54.3% National result - 52.6% Secondary School results: Buckie High - 74.8% / VC - 54.8% Elgin Academy - 30.9% / VC - 55.3% Elgin High - 40.4% / VC - 52.1% Forres Academy - 48.2% / VC - 55.3% Keith Grammar - 45.8% / VC - 51.0% Lossie High - 66.2% / VC - 53.9% Milne's High - 44.9% / VC - 58.4% Speyside High - 56.8% / VC - 52.7%		
EdS413.01	Nat(b)	Leaver results: % of leavers attaining level 4 Literacy and Numeracy	Data Only	86.3%	92.2%	March 2023	2020-21 Moray - 92.2% Virtual comparator - 89.5% Northern Alliance - 89.8% National result - 90.1% Secondary School results: Buckie High - 94.9% / VC - 89.4% Elgin Acad. - 92.0% / VC - 90.8% Elgin High - 90.6% / VC - 87.0% Forres Acad. - 88.4% / VC - 88.0% Keith Gram. - 95.1% / VC - 90.4% Lossie High - 97.4% / VC - 91.9% Milne's High - 91.6% / VC - 90.0% Speyside High - 89.4% / VC - 89.2%		

Code	Code	Short Name	Current Target	2019/20	2020/21	2021/22	Latest Note	Short Term Trend Arrow	Status
				Value	Value	Value			
EdS413.01a	Local(b)	Leaver results: % of leavers attaining level 4 Literacy	94%	93%	95.9%	March 2023	2020-21 Moray – 95.9% Virtual comparator – 94.3% Northern Alliance – 94.6% National result – 94.6% Secondary School results: Buckie High – 98.3% / VC – 95.1% Elgin Academy – 95.0% / VC – 94.6% Elgin High – 93.8% / VC – 93.6% Forres Academy – 96.4% / VC – 93.2% Keith Grammar – 97.5% / VC – 94.7% Lossie High – 98.7% / VC – 95.6% Milne's High – 97.2% / VC – 94.9% Speyside High – 90.9% / VC – 93.2%		
EdS413.01b	Local(b)	Leaver results: % of leavers attaining level 4 Numeracy	91%	88.3%	93.3%	March 2023	2020-21 Moray – 93.3% Virtual comparator – 91.2% Northern Alliance – 91.5% National result – 91.6% Secondary School results: Buckie High – 94.9% / VC – 90.2% Elgin Academy – 93.5% / VC – 92.5% Elgin High – 93.0% / VC – 88.6% Forres Academy – 88.4% / VC – 89.6% Keith Grammar – 96.3% / VC – 92.5% Lossie High – 97.4% / VC – 93.9% Milne's High – 91.6% / VC – 82.8% Speyside High – 93.9% / VC – 90.9%		
EdS413.02c	Nat(b)	Leaver results: % of leavers achieving 5+ awards at SCQF level 5 or above	65%	61.9%	65.8%	March 2023	2020-21 Moray – 65.8% Virtual comparator – 67.4% Northern Alliance – 70.1% National result – 70.5% Secondary School results: Buckie High – 62.7% / VC – 70.9% Elgin Academy – 65.3% / VC – 71.2% Elgin High – 62.5% / VC – 61.8% Forres Academy – 60.1% / VC – 64.6% Keith Grammar – 69.1% / VC – 65.6% Lossie High – 76.9% / VC – 69.6% Milne's High – 74.7% / VC – 69.3% Speyside High – 63.6% / VC – 64.1%		
EdS413.02d	Nat(b)	Leaver results: % of leavers achieving 5+ awards at SCQF level 6 or above	35%	34.2%	34.2%	March 2023	2020-21 Moray – 34.2% Virtual comparator – 37.6%		



Code	Code	Short Name	Current Target	2019/20	2020/21	2021/22	Latest Note	Short Term Trend Arrow	Status
				Value	Value	Value			
							Northern Alliance – 38.3% National result – 42.1% Secondary School results: Buckie High – 33.1% / VC – 39.3% Elgin Academy – 37.7% / VC – 43.8% Elgin High – 26.6% / VC – 30.6% Forres Academy – 37.7% / VC – 36.2% Keith Grammar – 28.4% / VC – 34.0% Lossie High – 39.7% / VC – 35.6% Milne's High – 43.7% / VC – 39.3% Speyside High – 24.2% / VC – 36.8%		
EdS099a	Local	% school leavers with 1 or more qualification at SCQF Level 4 or better	Data Only	95.2%	96.8%	March 2023	2020-21 Moray – 96.8% (851 of the 879 leavers achieved 1 or more SCQF awards @ Level 4) Virtual comparator - 96.4% Scotland - 96.5%	↑	
EdS099b	Local	% Looked After school leavers with 1 or more qualification at SCQF Level 4 or better	Data Only	68.4%	75%	March 2023	2020-21 Moray – 75.0% (12 of 16 LAC leavers achieved 1 or more awards @ SCQF Level 4) Virtual comparator – 86.3% Scotland - 77.1%	↑	
EdS413.11	Local(b)	Leaver results: % of leavers achieving 1+ qualification at SCQF Level 5	Data Only	87.6%	88.7%	March 2023	2020-21 Moray – 88.7% Virtual comparator – 89.0% National result – 89.5%	↑	
EdS413.12	Local(b)	Leaver results: % of leavers achieving 1+ qualification at SCQF Level 6	Data Only	61.2%	63.9%	March 2023	2020-21 Moray – 63.9% Virtual comparator – 65.5% National result – 70.2%	↑	
CHN4	Nat(b)	% of Pupils gaining 5+ awards at level 5	64%	59%	63%	December 2022	2020-21 (LGBF) MORAY - 63% (Ranked 24th) Scotland – 67% Comparator Local Authorities - Angus - 65% Argyll & Bute - 68% East Lothian - 67% Highland - 64% Midlothian - 60% Scottish Borders - 66% Stirling - 72% Scotland - 67%	↑	
CHN5	Nat(b)	% of Pupils Gaining 5+ awards at level 6	33%	30%	33%	December 2022	2020-21 (LGBF) MORAY - 33% (Ranked 27th) Scotland – 41%	↑	

Code	Code	Short Name	Current Target	2019/20	2020/21	2021/22	Latest Note	Short Term Trend Arrow	Status
				Value	Value	Value			
							Comparator Local Authorities - Angus - 38% Argyll & Bute - 38% East Lothian - 46% Highland - 34% Midlothian - 33% Scottish Borders - 43% Stirling - 50% Scotland - 41%		
CHN12a	Nat(b)	Overall Average Total Tariff	850	800	885	December 2022	2020-21 (LGBF) Moray - 885 (Rank 26th) Scotland - 972 Comparator Benchmarking Authorities: Angus - 890 Argyll & Bute - 962 East Lothian - 1,011 Highland - 895 Midlothian - 908 Scottish Borders - 967 Stirling - 1,090 Scotland - 972		
CHN11	Nat(b)	Proportion of pupils entering Positive Destinations	95.5%	93.1%	94.1%	December 2022	2020-21 (LGBF) Moray - 94.1% (Rank 29th) Scotland - 95.5% Comparator Benchmarking Authorities: Angus - 95.7% Argyll & Bute - 95.0% East Lothian - 96.1% Highland - 94.3% Midlothian - 95.4% Scottish Borders - 95.5% Stirling - 95.8% Secondary School leaver destination: Buckie High - 92.4% Elgin Academy - 92.0% Elgin High - 95.3% Forres Academy - 95.7% Keith Gram. - 93.8% Lossiemouth High - 96.2% Milne's High - 94.4% Speyside High - 95.5%		
CHN21	Nat(b)	% Participation for 16-19 year olds	94.2%	93.5%	91.8%	December 2022	2020-21 (LGBF) Moray- 91.8% (Ranked 20th) Scotland - 92.2% Comparator Benchmarking Authorities: Angus - 92.5% Argyll & Bute - 93.5% East Lothian - 94.0% Highland - 92.6% Midlothian - 93.7% Scottish Borders - 93.8% Stirling - 93.7%		

Service Level Priorities
Learning Teaching and Assessment (BV)

Code	Code	Short Name	Current Target	2019/20	2020/21	2021/22	Latest Note	Short Term Trend Arrow	Status
				Value	Value	Value			
CHN18	Nat(b)	% of funded early years provision which is graded good/better	89%	78.3%	85.2%	December 2022	2020-21 (LGBF) Moray- 85.2% (Moray Ranked 29th) Scotland - 90.9% Comparator Benchmarking Authorities: Angus – 93.6% Argyll & Bute – 92.7% East Lothian – 87.5% Highland – 91.1% Midlothian – 88.5% Scottish Borders – 90.3% Stirling – 97.6%		

Service Level Priorities
Supporting all Learners (BV)

Code	Code	Short Name	Current Target	2019/20	2020/21	2021/22	Latest Note	Short Term Trend Arrow	Status
				Value	Value	Value			
CHN19a	Nat(b)	School attendance (%)	94%	N/A	93.8%	December 2022	2020-21 (LGBF) Moray- 93.8% (Ranked 6 th) Scotland - 92% Comparator Benchmarking Authorities: Angus – 92.8% Argyll & Bute – 93.3% East Lothian – 91.8% Highland – 91.5% Midlothian – 92.3% Scottish Borders – 93.3% Stirling – 93.4%		
CHN20a	Nat(b)	School exclusion rates per 1,000 pupils	21.7	N/A	14.2	December 2022	2020-21 (LGBF) Moray- 14.2 (Ranked 22 nd) Scotland - 11.9 Comparator Benchmarking Authorities: Angus – 11.6 Argyll & Bute – 14.3 East Lothian – 9.7 Highland – 12.7 Midlothian – 9.5 Scottish Borders – 4.5 Stirling – 7.0	