



## 2021-22 Quarter to March Education

### Performance Report – Service Performance Indicators






Operational indicators Early Learning and Childcare Education									
Code	Code	Short Name	Current Target	2019/20	2020/21	2021/22	Latest Note	Short Term Trend Arrow	Status
				Value	Value	Value			
CHN17	Nat(b)	% of children meeting developmental milestones	Data Only	95.5%	<b>96.0%</b>	December 2022	<b>2020-21 (LGBF)</b> <b>Moray - 96.0%</b> (Ranked 3 <sup>rd</sup> ) <b>Scotland - 85.1%</b>  Comparator Authorities: Angus - 86.5% Argyll and Bute - 87.1% East Lothian - 86.6% Highland - 87.6% Midlothian - 93.0% Scottish Borders - 88.9% Stirling - 86.5%	↑	✓
CHN3	Nat(b)	Cost per Pre-School Education Registration	Data Only	£5,496	<b>£7,420</b>	December 2022	<b>2020-21 (LGBF)</b> <b>Moray - £7,420</b> (Rank 3rd) (Gross expenditure £11,901,000 / 1,604 children = £7,420 per place) <b>Scotland - £9,255</b>  Comparator Benchmarking Authorities: Angus - £40,599 Argyll & Bute - £11,331 East Lothian - £7,448 Highland - £7,510 Midlothian - £10,145 Scottish Borders - £9,664 Stirling - £13,702	↑	📊

Operational indicators  
Primary School Education













Code	Code	Short Name	Current Target	2019/20	2020/21	2021/22	Latest Note	Short Term Trend Arrow	Status
				Value	Value	Value			
CHN1	Nat(b)	Cost per Primary School Pupil	Data Only	£5,427	<b>£5,273</b>	December 2022	<b>2020-21 (LGBF)</b> <b>Moray - £5,273</b> (Rank 1st) (Gross expenditure £36,610,000 / 6,943 primary pupils = £5,273 per pupil) <b>Scotland - £5,897</b>  Comparator Benchmarking Authorities: Angus - £5,980 Argyll & Bute - £7,423 East Lothian - £5,275 Highland - £6,046 Midlothian - £5,869 Scottish Borders - £5,619 Stirling - £6,100	↓	
CHN10	Nat(b)	% of Adults Satisfied with local schools	77%	74.6%	<b>77.0%</b>	December 2022	<b>2017-20 (LGBF)</b> <b>Moray - 77.0%</b> (Rank 10th) <b>Scotland - 71.8%</b>  Benchmarking Comparators: Angus - 74.5% Argyll & Bute - 76.4% East Lothian - 69.2% Highland - 73.0% Midlothian - 69.3% Scottish Borders - 70.2% Stirling - 74.7%	↑	











Operational indicators  
Looked After Children





Code	Code	Short Name	Current Target	2019/20	2020/21	2021/22	Latest Note	Short Term Trend Arrow	Status
				Value	Value	Value			
EdS097	Local	% Looked after children leavers who enter education, employment or training following school	Data Only	84.2%	<b>75%</b>	March 2023	Moray - 75% Virtual comparator - 91.2% Northern Alliance - 82.8% Scotland - 87.9% A total of 16 looked after children left school during or at the end of 2020-21 academic year. Of those, 12 went onto an initial positive destination (75%). Nationally 87.9% of looked after children who left school went onto an initial positive destination.	↓	



Code	Code	Short Name	Current Target	2019/20	2020/21	2021/22	Latest Note	Short Term Trend Arrow	Status
				Value	Value	Value			
EdS606.20	Local	% of looked after children who remain in school post S4	Data Only	50%	<b>30.8%</b>	October 2022	Of the 13 Looked After Children in S4 at the 2020/21, 4 continued on into S5 (2021/22). Of the 9 who left (INSIGHT): 5 in Further Education 1 in Training 2 Unemployed Seeking 1 Unemployed Not Seeking		

### Operational indicators Secondary School Education

Code	Code	Short Name	Current Target	2019/20	2020/21	2021/22	Latest Note	Short Term Trend Arrow	Status
				Value	Value	Value			
EdS413.02	Nat(b)	Leaver results: % of leavers attaining Level 5 literacy and numeracy	Data Only	61.7%	<b>67.4%</b>	March 2023	<b>2020-21</b> Moray – 67.4% Virtual comparator – 67.4% Northern Alliance – 68.9% National result – 70.2%		
EdS413.02 a	Nat(b)	Leaver results: % of leavers attaining Level 5 literacy	Data Only	80.9%	<b>83.4%</b>	March 2023	<b>2020-21</b> Moray – 83.4% Virtual comparator – 81.6% Northern Alliance – 83.9% National result – 83.4%		
EdS413.02 b	Nat(b)	Leaver results: % of leavers attaining Level 5 numeracy	Data Only	63.6%	<b>69.9%</b>	March 2023	<b>2020-21</b> Moray – 69.9% Virtual comparator – 70.1% Northern Alliance – 71.1% National result – 72.4%		
EdS093	Local(b)	School Leaver destinations - % entering full-time higher education	Data Only	39.8%	<b>37.1%</b>	March 2023	<b>2020-21</b> Moray – 37.1% (-2.7) Virtual Comparator – 40.9% (-0.8) Northern Alliance – 41.7% (-1.7) National – 45.1% (+0.9)		
EdS094	Local(b)	School Leaver destinations - % entering full-time further education	Data Only	32.1%	<b>26.6%</b>	March 2023	<b>2020-21</b> Moray – 26.6% (-5.5) Virtual Comparator – 24.8% (-5.5) Northern Alliance – 22.8% (-4.7) National – 3.3% (-4.8)		
EdS095	Local(b)	School Leaver destinations - % entering employment	Data Only	17.8%	<b>27.4%</b>	March 2023	<b>2020-21</b> Moray – 26.6% (+9.6) Virtual Comparator – 25.5% (+6.7) Northern Alliance – 27.5% (+8.7) National – 22.6% (+6.4)		

Code	Code	Short Name	Current Target	2019/20	2020/21	2021/22	Latest Note	Short Term Trend Arrow	Status
				Value	Value	Value			
EdS096	Local(b)	School Leaver destinations - % entering training	Data Only	2%	<b>2.3%</b>	March 2023	<b>2020-21</b> Moray - 2.3% (+0.3) Virtual Comparator - 3.6% (+0.2) Northern Alliance - 2.8% (+0.2) National - 3.7% (-)		
CHN2	Nat(b)	Cost per Secondary School Pupil	Data Only	£7,707	<b>£7,183</b>	December 2022	<b>2020-21 (LGBF)</b> <b>Moray - £7,183</b> (Rank 7th) (Gross expenditure £ 37,142,000/ 5,171 primary pupils = £7,183 per pupil) <b>Scotland - £7,629</b>  Comparator Benchmarking Authorities: Angus - £6,959 Argyll & Bute - £10,441 East Lothian - £6,789 Highland - £7,755 Midlothian - £7,778 Scottish Borders - £7,745 Stirling - £7,464		
CHN12b	Nat(b)	Average Total Tariff SIMD Quintile 1	688	939	<b>897</b>	December 2022	<b>2020-21 (LGBF)</b> <b>Moray - 897</b> (Rank 3rd) <b>Scotland - 688</b>  Comparator Benchmarking Authorities: Angus - 528 Argyll & Bute - 831 East Lothian - 636 Highland - 664 Midlothian - 558 Scottish Borders - 495 Stirling - 642		
CHN12c	Nat(b)	Average Total Tariff SIMD Quintile 2	699	690	<b>643</b>	December 2022	<b>2020-21 (LGBF)</b> <b>Moray - 643</b> (Rank 31st) <b>Scotland - 817</b>  Comparator Benchmarking Authorities: Angus - 737 Argyll & Bute - 691 East Lothian - 791 Highland - 692 Midlothian - 694 Scottish Borders - 813 Stirling - 792		
CHN12d	Nat(b)	Average Total Tariff SIMD Quintile 3	877	726	<b>878</b>	December 2022	<b>2020-21 (LGBF)</b> <b>Moray - 878</b> (Rank 28th) <b>Scotland - 975</b>  Comparator Benchmarking Authorities: Angus - 868 Argyll & Bute - 944 East Lothian - 1,036 Highland - 968 Midlothian - 1,044 Scottish Borders - 918 Stirling - 1,039		

Code	Code	Short Name	Current Target	2019/20	2020/21	2021/22	Latest Note	Short Term Trend Arrow	Status
				Value	Value	Value			
CHN12e	Nat(b)	Average Total Tariff SIMD Quintile 4	984	838	<b>965</b>	December 2022	<b>2020-21 (LGBF)</b> <b>Moray - 965</b> (Rank 29th) <b>Scotland - 1,108</b>  Comparator Benchmarking Authorities: Angus - 1,022 Argyll & Bute - 1,102 East Lothian - 1,064 Highland - 963 Midlothian - 1,029 Scottish Borders - 1,311 Stirling - 1,229		
CHN12f	Nat(b)	Average Total Tariff SIMD Quintile 5	1,148	905	<b>965</b>	December 2022	<b>2020-21 (LGBF)</b> <b>Moray - 965</b> (Rank 30th) <b>Scotland - 1,320</b>  Comparator Benchmarking Authorities: Angus - 1,079 Argyll & Bute - 1,287 East Lothian - 1,269 Highland - 1,041 Midlothian - 1,360 Scottish Borders - 1,361 Stirling - 1,370		

Operational indicators Additional Support Needs									
Code	Code	Short Name	Current Target	2019/20	2020/21	2021/22	Latest Note	Short Term Trend Arrow	Status
				Value	Value	Value			
EdS603.01	Local	% pupils with Additional Support Needs	Data Only	35.2%	38.8%	<b>39.2%</b>	<b>Moray – 39.2%</b> Primary – 36.9% Secondary – 42.3%  <b>Scotland – 33.0%</b> Primary – 27.7% Secondary – 38.2%		
EdS098	Local	% leavers with additional support needs who enter education, employment or training following school	Data Only	90.4%	<b>92.2%</b>	March 2023	<b>2020-21</b> Moray – 92.2% (348 leavers) Virtual comparator – 93.5% Northern Alliance – 92.9% Scotland – 92.8%	