













2021-22 Quarter to December Financial Services Performance Report – Service Performance Indicators



PI Status	
	Alert
	Warning
	OK
	Unknown
	Data Only

Performance Indicators - Committee

Cat	Code & Name	Target	2019/20	2020/21	2021/22	Q3 2020/21	Q4 2020/21	Q1 2021/22	Q2 2021/22	Q3 2021/22	Latest Note	Status
			Value	Value	Value	Value	Value	Value	Value	Value		
Local	FICT137 Gross cost of collecting Non Domestic Rates per property.	£33.00	£29.65	N/A		Measured annually		Measured annually			Audited 2020/21 figures not yet available	
Local	FS001 Annual Accounts submitted by 30th June to External Audit	Yes	Yes	Yes	Yes	Measured annually		Measured annually				
Local	FS002 Was Unqualified Audit Certificate Received (end September)	Yes	Yes	Yes		Measured annually		Measured annually			Due to Covid-19 the deadline was delayed to November and this was achieved	
Local	FS003 Provide Report to Council to allow C Tax setting	Yes	Yes	Yes		Measured annually		Measured annually				

Cat	Code & Name	Target	2019/20	2020/21	2021/22	Q3 2020/21	Q4 2020/21	Q1 2021/22	Q2 2021/22	Q3 2021/22	Latest Note	Status
			Value	Value	Value	Value	Value	Value	Value	Value		
Local	FS008 Percentage of budget monitoring reports issued to budget managers within target timescales	100%	100%	100%	100%	100%	100%	100%	100%	100%		
Nat(b)	FS101 Percentage of invoices sampled that meet the prescribed categories paid within 30 days	85%	87.45%	87.48%	89.26%	88.33%	87.48%	91.54%	89%	89.02%		
Nat(b)	SCM5 Cost of collecting council tax per dwelling	£14.00	£8.51	N/A		Measured annually		Measured annually			Audited 2020/21 figures not yet available	
Nat(b)	SCM6b Percentage of current year council tax received (cumulative)	79.9%	97%	95.8%	81.3%	79.9%	95.8%	29.5%	55.3%	81.3%		