














2021-22 Quarter to December Education Performance Report – Service Plan Performance Indicators



Strategic Level Priorities										
Improved attainment at both the Broad General and Senior Phase										
Code	Code	Short Name	Current Target	2019/20	2020/21	2021/22	Latest Note	Short Term Trend Arrow	Status	
				Value	Value	Value				
CHN13a	Nat(b)	Curriculum for Excellence - % of pupils achieving expected level in Literacy, (P1, P4 and P7 combined)	Data Only	N/A	64%		% of P1, P4 and P7 pupils combined achieving expected CFE Level in Literacy Moray - 64% (2018/19 – 65%) Scotland - 67% Comparator Benchmarking Authorities: Angus - 72% Argyll & Bute - 72% East Lothian - 61% Highland - 49% Midlothian - 78% Scottish Borders - 66% Stirling - 74%	↓		
CHN13b	Nat(b)	Curriculum for Excellence - % of pupils achieving expected level in Numeracy (P1, P4 and P7 pupils combined)	Data Only	N/A	68%		% of P1, P4 and P7 pupils combined achieving expected CFE Level in Numeracy Moray - 68% (2018/19 – 70%) Scotland - 75% Comparator Benchmarking Authorities: Angus - 78% Argyll & Bute - 69% East Lothian - 69% Highland - 60% Midlothian - 73% Scottish Borders - 74% Stirling - 80%	↓		
EdS412.25	Local	S4 results: % pupils attaining Level 4 literacy and numeracy	Data Only	86.9%	87.1%		S4 % attaining Level 4 Literacy and Numeracy Moray - 87.1% Virtual comparator for Moray - 84.8% National result - 83.1% Secondary School results:	↑		

Code	Code	Short Name	Current Target	2019/20	2020/21	2021/22	Latest Note	Short Term Trend Arrow	Status
				Value	Value	Value			
							Buckie High - 88.6% / VC - 83.6% Elgin Academy - 81.7% / VC - 84.7% Elgin High - 87.2% / VC - 85.6% Forres Academy - 87.7% / VC - 84.6% Keith Grammar - 93.1% / VC - 84.0% Lossie High - 87.0% / VC - 86.2% Milne's High - 89.9% / VC - 85.9% Speyside High - 88.9% / VC - 84.6%		
EdS412.26	Local	S4 results: % pupils attaining Level 5 literacy and numeracy	Data Only	53.6%	49%		S4 - % pupils attaining Level 5 Literacy and Numeracy Moray - 49.0% Virtual comparator for Moray - 54.3% National result - 52.6% Secondary School results: Buckie High - 74.8% / VC - 54.8% Elgin Academy - 30.9% / VC - 55.3% Elgin High - 40.4% / VC - 52.1% Forres Academy - 48.2% / VC - 55.3% Keith Grammar - 45.8% / VC - 51.0% Lossie High - 66.2% / VC - 53.9% Milne's High - 44.9% / VC - 58.4% Speyside High - 56.8% / VC - 52.7%	↓	
EdS413.01	Nat(b)	Leaver results: % of leavers attaining level 4 Literacy and Numeracy	Data Only	86.3%	March 2022		2019/20 Moray - 86.3% Virtual comparator - 89.8% Northern Alliance - 89.6% National result - 89.6%	↑	
EdS413.01 a	Local(b)	Leaver results: % of leavers attaining level 4 Literacy	94%	93%	March 2022		2019/20 Moray - 93.0% Virtual comparator - 94.1% Northern Alliance - 94.0% National result - 93.9%	↓	
EdS413.01 b	Local(b)	Leaver results: % of leavers attaining level 4 Numeracy	91%	88.3%	March 2022		2019/20 Moray - 88.3% Virtual comparator for Moray - 92.2% Northern Alliance - 91.9% National result - 91.6%	↑	
EdS413.02 c	Nat(b)	Leaver results: % of leavers achieving 5+ awards at SCQF level 5 or above	65%	61.9%	March 2022		2019/20 Moray - 61.9% Virtual comparator - 65.0% Northern Alliance - 68.5% National result - 67.5%	↑	

Code	Code	Short Name	Current Target	2019/20	2020/21	2021/22	Latest Note	Short Term Trend Arrow	Status
				Value	Value	Value			
EdS413.02d	Nat(b)	Leaver results: % of leavers achieving 5+ awards at SCQF level 6 or above	35%	34.2%	March 2022		2019/20 Moray – 34.2% Virtual comparator – 36.8% Northern Alliance – 38.4% National result – 40.2%		
EdS099a	Local	% school leavers with 1 or more qualification at SCQF Level 4 or better	Data Only	95.2%	March 2022		2019/20 Moray - 95.2% (797 of the 837 leavers achieved 1 or more SCQF awards @ Level 4) Virtual comparator - 96.6% Scotland - 96.1%		
EdS099b	Local	% Looked After school leavers with 1 or more qualification at SCQF Level 4 or better	Data Only	68.4%	March 2022		2019/20 Moray - 68.4% (13 of 19 LAC leavers achieved 1 or more awards @ SCQF Level 4) Virtual comparator - 88.4% Scotland - 75.1%		
EdS413.11	Local(b)	Leaver results: % of leavers achieving 1+ qualification at SCQF Level 5	Data Only	87.6%	March 2022		2019/20 Moray - 87.6% Virtual comparator – 87.6% National result – 88.0%		
EdS413.12	Local(b)	Leaver results: % of leavers achieving 1+ qualification at SCQF Level 6	Data Only	61.2%	March 2022		2019/20 Moray - 61.2% Virtual comparator – 63.1% National result – 68.2%	