

2021-22 Quarter to December Children and Families and Criminal Justice Social Work Performance Report – Service Plan Performance Indicators



















PI Status		Long Term Trends		Short Term Trends	
	Alert		Improving		Improving
	Warning		No Change		No Change
	OK		Getting Worse		Getting Worse
	Unknown				
	Data Only				

1. Strategic Level Priorities 1.1 Improved outcomes for looked after and care experienced children and young people

Code	Code	Short Name	Current Target	2019/20	2020/21	2021/22	Q3 2020/21	Q4 2020/21	Q1 2021/22	Q2 2021/22	Q3 2021/22	Latest Note	Short Term Trend Arrow	Status
				Value	Value	Value	Value	Value	Value	Value				
CHN8b	Nat(b)	The Gross Cost of "Children Looked After" in a Community Setting per Child per Week	£269	£423	Data not published	Data not published	Not measured for Quarters					<p>Moray - Looked After Children in a Community Setting - Gross Weekly Cost per Child per Week £423 (ranked 25th where 1st has lowest cost).</p> <p>Comparator Benchmarking Authorities: Angus - £354 Argyll & Bute - £269 East Lothian - £232 Highland - £252 Midlothian - £344</p>		

Code	Code	Short Name	Current Target	2019/20	2020/21	2021/22	Q3 2020/21	Q4 2020/21	Q1 2021/22	Q2 2021/22	Q3 2021/22	Latest Note	Short Term Trend Arrow	Status
				Value	Value	Value	Value	Value	Value	Value	Value			
												<p>Scottish Borders - £370 Stirling - £202 Scotland - £350</p> <p>Moray - cost per child per week increased on average by £23 from 2018/19. With the number of Looked after children reducing within the period, even with an increased proportion of children in community placements, the overall gross costs of community placement provision fell (£173K) to £3.69Million.</p>		
CHN8a	Nat(b)	The Gross Cost of "Children Looked After" in Residential Based Services per Child per Week	£3,559	£4,834	Data not published	Data not published	Not measured for Quarters	Not measured for Quarters	Not measured for Quarters	Not measured for Quarters	Not measured for Quarters	<p>Moray - Looked After Children in Residential - Gross Weekly Cost per Child per Week £4,834 (ranked 29/32 where 1st has lowest cost).</p> <p>Comparator Benchmarking Authorities: Angus - £4,144 Argyll & Bute - £2,599 East Lothian - £3,559 Highland - £4,272 Midlothian - £4,049 Scottish Borders - £3,394 Stirling - £3,231 Scotland - £3,853</p> <p>Moray - cost per child per week up on average by £619 from 2018/19, however due to the decrease in children within residential placements the gross costs for service provision fell by£0.85Million to £8.80Million.</p>	↓	🛑
EdS606.01	Local(b)	% of LAC under Home Supervision	25.25%	19.1%	20.3%	18%	23.4%	20.3%	19.7%	21%	18%	30/165	↓	🛑
EdS606.02	Local(b)	% of LAC in Kinship Care	26.9%	25%	30.5%	28%	26.7%	30.5%	30.8%	30%	28%	47/165	↓	✅
EdS606.03	Local(b)	% of LAC in Moray Council Fostering Care	25.4%	24.5%	24.3%	28%	23.9%	24.3%	24.7%	25.6%	28%	47/165	↑	✅



Code	Code	Short Name	Current Target	2019/20	2020/21	2021/22	Q3 2020/21	Q4 2020/21	Q1 2021/22	Q2 2021/22	Q3 2021/22	Latest Note	Short Term Trend Arrow	Status
				Value	Value	Value	Value	Value	Value	Value	Value			
EdS606.09	Local(b)	% of LAC placed for Adoption	1.1%	3.2%	1.1%	0.6%	1.7%	1.1%	1.1%	0.6%	0.6%	1/165		
CSCF102	Local(b)	% of Looked After Children cared for in Residential accommodation	16%	21.3%	17.5%	18%	18.2%	17.5%	17.4%	17%	18%	30/165		
CJ09	MI	Number of offences committed by young people (aged 8-17 years old)	Data Only	580	Data not published	Data not published	Not measured for Quarters		Not measured for Quarters					
CJ10	MI	Number of young people responsible for offending (aged 8-17 years old)	Data Only	275	Data not published	Data not published	Not measured for Quarters		Not measured for Quarters					
CJ11	MI	% of young people repeat offending within the fiscal year (aged 8-17 years old)	Data Only	21.5%	Data not published	Data not published	Not measured for Quarters		Not measured for Quarters			Of the 251 offenders reported in the fiscal year 54 (21.5%) had more than one crimefile in the year.		
LAC003	Nat(b)	Looked After Children Rate/1,000 0-17 population	11	10.3	9.7	9.1	9.7	9.7	9.8	9.7	9.1			
CHN9	Nat(b)	Balance of Care for looked after children: % of children being cared for in foster/family placements rather than residential accommodation	82.1%	81.3%	Data not published	Data not published	Not measured for Quarters		Not measured for Quarters			<p>Moray - 81.3% of looked after children are based in a community setting (ranked 31st where 1st has highest proportion in community based placements rather than residential accommodation)</p> <p>Comparator Benchmarking Authorities: Angus - 89.8% Argyll & Bute - 85.2% East Lothian - 84.6% Highland - 83.0% Midlothian - 91.1% Scottish Borders - 84.5% Stirling - 92.7% Scotland - 90.1% Comparator Median - 85.2%</p> <p>Target set as 3% improvement from 2018/19</p>		
CHN23	Nat(b)	% LAC with more than 1 placement in the last year (Aug-July)	28%	25%	Data not published	Data not published	Not measured for Quarters		Not measured for Quarters			<p>% LAC with more than 1 placement in the last year Moray- 25.0% (Ranked 29th where 1st denotes the lowest rate)</p> <p>Comparator Benchmarking Authorities: Angus - 27.9% Argyll & Bute - 12.4% East Lothian - 16.9% Highland - 24.4%</p>		

Code	Code	Short Name	Current Target	2019/20	2020/21	2021/22	Q3 2020/21	Q4 2020/21	Q1 2021/22	Q2 2021/22	Q3 2021/22	Latest Note	Short Term Trend Arrow	Status
				Value	Value	Value	Value	Value	Value	Value	Value			
												Midlothian – 16.8% Scottish Borders – 13.9% Stirling – 18.7% Scotland - 16.7% Comparator Median - 16.9% Target set at 3% reduction from 2018/19		
CSCF104	Local(b)	% of Looked After Children in Residential placement out with Moray	7.45%	8.5%	6.8%	6.7%	6.8%	6.8%	6.1%	5.7%	6.7%	11/165		
CSCF101	Local(b)	% of Looked After Children cared for in a Community Setting	83.95%	78.7%	82.5%	81.8%	81.8%	82.5%	82.6%	83%	81.8%	135/165		
LAC009	Local	Number of new Moray Council Foster Carer Households recruited during the period	Data Only	6	3	4	1	0	2	1	1			
LAC010	Local	Number of Moray Council Foster Carer Households leaving during the reporting period	Data Only	6	7	2	2	1	0	1	1			
LAC013	Local	% of brothers & sisters remaining together within the same Foster Care placement	100%		91%	76.93%	100%	82%	69%	80%	81.8%			
LAC015	Local	Incidences of Looked After Children going Missing	0	N/A	N/A	0	N/A	N/A	N/A	0	0			
EdS606.20	Local	% of looked after children who remain in school post S4	Data Only	50%	Data not published	Data not published	Not measured for Quarters		Not measured for Quarters			Of the 16 Looked After Children in S4 at the 2019/20, 8 continued on into S5 (2020/21). Of the 8 who left (INSIGHT): 5 in Further Education 1 in Training 1 in Employment 1 Not known		
LAC014	Local	% of care experienced young people in the youth and criminal justice systems	15%	N/A	13%	11.73%	N/A	13%	12%	12%	11.2%	44 / 392 14/41 = 34% MYJ 30/351 = 8.5% CJ		

1. Strategic Level Priorities
 1.2 Children and Young people are safe from harm, abuse and neglect

Code	Code	Short Name	Current Target	2019/20	2020/21	2021/22	Q3 2020/21	Q4 2020/21	Q1 2021/22	Q2 2021/22	Q3 2021/22	Latest Note	Short Term Trend Arrow	Status
				Value	Value	Value	Value	Value	Value	Value	Value			
CMS013a	Nat(b)	Child Protection -Rate of registration (per 1,000 0-15 population)	2.7	2.2	1.6	1.8	1.5	1.6	1.9	2	1.8			
CMS006b	Local	Number of children and young people with child protection orders (per 1,000 0-15 population)	Data Only	0.62	0	0	0	0	0	0	0			
CHN22	Nat(b)	% of child protection re-registrations within 18 months	7.3%	7.5%			Not measured for Quarters					% of child protection re-registrations within 18 months Moray- 7.5% (Ranked 14th where 1st has the lowest rate) Scotland - 6.9% Comparator Median - 7.3% Comparator Benchmarking Authorities: Angus – 1.9% Argyll & Bute – 7.5% East Lothian – NA Highland – 7.3% Midlothian – 3.1% Scottish Borders – 8.1% Stirling – 9.8%		
CMS021c1	Local	% of Children registered on the CPR as a result of Neglect	24.8%	27.6%	24.8%		20.83%	30.77%	29.03%	46.88%	37.93%			
CMS021f1	Local	% of Children registered on the CPR as a result of Domestic Abuse	16.9%	29.4%	16.9%		16.67%	26.92%	32.26%	40.63%	65.52%			
CMS021g1	Local	% of Children registered on CPR as a result of Parental Alcohol Misuse	13.9%	17.1%	13.9%		8.3%	26.9%	25.8%	25%	24.1%			
CMS021h1	Local	% of Children registered on the CPR as a result of Parental Drug Misuse	33.7%	35.9%	33.7%		33.33%	30.77%	29.03%	43.75%	34.48%			
CMS025a	Local	Number of children referred to children's reporter – non-offence (per 1,000 0-17 population)	Data Only	N/A	N/A	N/A	N/A	N/A	N/A	N/A	N/A	Due to the very small number referred, this indicator is currently not collected		

2. Service Level Priorities Instigate transformational change programme

Code	Code	Short Name	Current Target	2019/20	2020/21	2021/22	Q3 2020/21	Q4 2020/21	Q1 2021/22	Q2 2021/22	Q3 2021/22	Latest Note	Short Term Trend Arrow	Status
				Value	Value	Value	Value	Value	Value	Value	Value			
LAC004	MI	Number of young people placed in Out of Area placements during the reporting period	Data Only	8	1	1	0	0	0	0	1			
LAC005	MI	Number of young people returning to Moray from an Out of Area placement during the reporting period.	Data Only	3	3	2	1	0	0	1	1		