





2021-22 Quarter to December Children and Families and Criminal Justice Social Work Performance Report – Service Performance Indicators













PI Status		Long Term Trends		Short Term Trends	
	Alert		Improving		Improving
	Warning		No Change		No Change
	OK		Getting Worse		Getting Worse
	Unknown				
	Data Only				

3. Operational Indicators 3.2 Looked After Children

Code	Code	Short Name	Current Target	2019/20	2020/21	2021/22	Q3 2020/21	Q4 2020/21	Q1 2021/22	Q2 2021/22	Q3 2021/22	Latest Note	Short Term Trend Arrow	Status
				Value	Value	Value	Value	Value	Value	Value				
CSCF100	MI	Number of Looked After Children at the end of the reporting quarter	Data Only	188	177	165	176	177	178	176	165			
LAC007	Local(b)	% of LAC in Foster Care purchased by Moray Council	4%	6.9%	6.2%	6%	6.2%	6.2%	6.2%	5.7%	6%	10/165		
LAC006	Local	% of Looked After Children in paid placements	65%	79.3%	75.7%	80%	72%	75.7%	75.3%	76.7%	80%	132/165		

Code	Code	Short Name	Current Target	2019/20	2020/21	2021/22	Q3 2020/21	Q4 2020/21	Q1 2021/22	Q2 2021/22	Q3 2021/22	Latest Note	Short Term Trend Arrow	Status
				Value	Value	Value	Value	Value	Value	Value	Value			
EdS606.08	Local(b)	% of LAC in Secure Placement	1%	0.1%	0.13%	0%	0%	0%	0%	0%	0%			
CSCF013	Local	The number, per thousand of the child population in Moray, subject to compulsory measures of supervision or care	10	8.5	7.7	7.1	7.5	7.1	7.1	7.6	6.6	120/165		

3. Operational Indicators 3.3 Child Protection

Code	Code	Short Name	Current Target	2019/20	2020/21	2021/22	Q3 2020/21	Q4 2020/21	Q1 2021/22	Q2 2021/22	Q3 2021/22	Latest Note	Short Term Trend Arrow	Status
				Value	Value	Value	Value	Value	Value	Value	Value			
CMS013	MI	Number of children on the Child Protection Register at end date of reporting period	Data Only	36	26	29	24	26	31	32	29			
CMS001a	Local	% of initial case conferences held within planned timescales	100%	100%	88.75%	100%	100%	100%	100%	100%	100%			
CMS002b	Local	% of review case conferences held within planned timescales	100%	76.75%	84.75%	77%	92%	90%	67%	94%	70%			
CMS004	Local	% of agencies attending case conferences in the reporting period	100%	90%	88.25%	91.33%	88%	88%	94%	94%	86%	77/89		
CMS017f	Local(b)	% of Children on CPR registered > 12 months	15%	6%	11.5%	20.6%	12.5%	11.5%	19%	19%	20.6%	6/29		

3. Operational Indicators
 3.4 Community Justice

Code	Code	Short Name	Current Target	2019/20	2020/21	2021/22	Q3 2020/21	Q4 2020/21	Q1 2021/22	Q2 2021/22	Q3 2021/22	Latest Note	Short Term Trend Arrow	Status
				Value	Value	Value	Value	Value	Value	Value	Value			
CJ01	Local	% of Criminal Justice Social Work Reports submitted to courts by the due date	100%	100%	100%	100%	100%	100%	100%	100%			