




Local Outcome Improvement Plan Actions – Building a better future for our children & young people in Moray

Children and young people live in communities where their voice is heard and they are built up to be all they can be	40%
---	------------

LOIP Outcome (CPP Focus)	Outcome Progress	Outcome Status	Outcome Code & Title	Outcome Update																		
The emotional and mental wellbeing of children and young people is improved	40%		Investment in early intervention wellbeing supports for children, young people and families in Moray is no less than £0.5m per annum	<table border="1"> <thead> <tr> <th>Provider</th> <th>Q1</th> <th>Q2</th> </tr> </thead> <tbody> <tr> <td>Counselling in Schools</td> <td>£67500</td> <td>£67500</td> </tr> <tr> <td>Family Wellbeing Service</td> <td>£10 400 (start-up mid-June)</td> <td>£67500</td> </tr> <tr> <td>Locality Planning model</td> <td></td> <td>£5745*</td> </tr> <tr> <td>Enhanced summer holiday provision</td> <td></td> <td>£256,000 (one off payment)</td> </tr> </tbody> </table> <p>*The locality planning model was operational during Q1 and 2 , however the investment in all new posts will not commence until Q3</p>	Provider	Q1	Q2	Counselling in Schools	£67500	£67500	Family Wellbeing Service	£10 400 (start-up mid-June)	£67500	Locality Planning model		£5745*	Enhanced summer holiday provision		£256,000 (one off payment)			
			Provider	Q1	Q2																	
Counselling in Schools	£67500	£67500																				
Family Wellbeing Service	£10 400 (start-up mid-June)	£67500																				
Locality Planning model		£5745*																				
Enhanced summer holiday provision		£256,000 (one off payment)																				
The number of children and young people who self-report good emotional and mental wellbeing via the mental health and wellbeing survey increases by 10% (baseline: Realigning Children's Service data)	<p>The Scottish Government has delayed the implementation of the health and wellbeing census until Q3 2021. This limits the partnerships ability to have a current and comprehensive understanding of the wellbeing of all children from P5-S6 in Moray and to measure change since the initial survey (Realigning Children's Services) was undertaken in 2018/19.</p> <p>The performance measure for this financial year will be the number of children, young people and families who have received support through the additional investment in early intervention wellbeing supports (as detailed above)</p> <table border="1"> <thead> <tr> <th colspan="3">Counselling in Schools</th> </tr> <tr> <th></th> <th>Q1</th> <th>Q2</th> </tr> </thead> <tbody> <tr> <td>Total referral for period</td> <td>194</td> <td>175</td> </tr> <tr> <td>No completed programme of support</td> <td>62</td> <td>67</td> </tr> <tr> <td>% reporting improved wellbeing</td> <td>92%</td> <td>99%</td> </tr> </tbody> </table> <p>Family Wellbeing Support (Action for Children) - Commenced Q2. 8 families currently in receipt of support Children's Services Locality Planning Model</p> <table border="1"> <thead> <tr> <th></th> <th>Q1</th> <th>Q2</th> </tr> </thead> <tbody> <tr> <td>Number of families supported</td> <td>19</td> <td>22</td> </tr> </tbody> </table> <p>Enhanced summer provision funding provided wellbeing support for 750 children and young people and families over the</p>	Counselling in Schools				Q1	Q2	Total referral for period	194	175	No completed programme of support	62	67	% reporting improved wellbeing	92%	99%		Q1	Q2	Number of families supported	19	22
Counselling in Schools																						
	Q1	Q2																				
Total referral for period	194	175																				
No completed programme of support	62	67																				
% reporting improved wellbeing	92%	99%																				
	Q1	Q2																				
Number of families supported	19	22																				

				<p>school summer holiday period. Focus was on more vulnerable families' e.g. young carers, children with disabilities, children and families open to Social Work etc.</p>									
Children live in safe and supportive families	40%		<p>The voices of children and young people in need of care and protection are central to support planning and decision making</p>	<p>In Q2, 11 additional children were supported via an independent advocate to express their views in looked after children or child protection relating meetings.</p> <p>The survey work of 15 children, young people and their families undertaken by Youth and Criminal Justice and Health and Wellbeing Pillar groups to get their views and their experiences of justice services/Health has been shared with practitioners in order to look at how services can be better, as well as what worked well.</p> <p>Two posts to support #keepthepromise, funded by Opencall have been advertised. One of these post is for a Young People's Engagement Officer (grade 7) whose specific focus is to enable and empower children, young people and families to participate meaningfully in shaping services.</p>									
			<p>Outcomes for care experienced young people are improving</p>	<p>Within this quarter the Transition policy has been reviewed and changed based on young people, their families and practitioners feedback. We hope this will improve the experiences of young people and their families to enable the best outcomes possible for those who require ongoing support.</p> <p>5 young people started work with the Throughcare/Aftercare team during this period with 12 Pathway meetings taking place.</p> <p>2019/2020 data for CEYP going from school to a positive destinations are as follows. For those looked after at home 25% had a positive destination from a cohort of 4. This was compared to 86.7% from a cohort of 15 of those looked after away from home. The 20/21 data is not published until March 2022.</p> <p>There are currently 26 open to criminal justice services who have care experience and 17 young people with care experience open to youth justice services. The Youth and Criminal Justice Pillar group are currently looking at the Moray Early and Effective Intervention (EEI) process with a view to developing this further.</p>									
			<p>Children in need of care and protection have safe, secure, stable and nurturing homes</p>	<p>There continues to be a trend where children in care are looked after in community settings rather than residential. This is in line with The Promise and The Plan 2021-2024.</p> <table border="1"> <thead> <tr> <th></th> <th>Q1</th> <th>Q2</th> </tr> </thead> <tbody> <tr> <td>Looked after in community settings</td> <td>82.6%</td> <td>83%</td> </tr> <tr> <td>Looked after in residential settings</td> <td>17.4%</td> <td>17%</td> </tr> </tbody> </table> <p>Court processing timescales are improved and hearings are returning to normal timescales, with much of the work continuing virtually/remotely. There are 5 children's cases in Court involving permanence and we continue to work to the PACE agenda.</p>		Q1	Q2	Looked after in community settings	82.6%	83%	Looked after in residential settings	17.4%	17%
				Q1	Q2								
Looked after in community settings	82.6%	83%											
Looked after in residential settings	17.4%	17%											
<p>Parents and carers are supported with respect and enabled to be the best parents they can be</p>	<p>We are in the process of developing and rolling out a new social work model to help us better achieve consistency in how we work with families and the numbers of children remaining at home with birth families. Part of those plans involved rolling out a bespoke feedback model which will increase our ability to capture the experiences of families in a narrative form and understand the impact of support that is being offered. In addition to this will be the use of a validated outcome star measurement tool that can be used by both social work and wider partnership staff, which will be introduced in 2022 through a phased rolled out across teams alongside the appropriate training and practice development.</p> <p>Implementation of the NSPCC Graded Care Profile toolkit will not begin until Quarter 4 2021/22 at the earliest due to the</p>												

			<p>high number of other active and ongoing implementation plans across the workforce. A Social Work Consultant practitioner has been identified to consider the implementation and progression of this, supported by a multiagency steering group.</p> <p>Children at risk of harm due to parental drug and/or alcohol use is an increasing priority, and further partnership work is required to find effective ways to address this using a whole systems approach. We continue to support parents where these issues are prevalent.</p>
		Families facing adversity are supported to stay together	<p>The Promise Plan 21-24 highlights the importance of supporting families to stay together where possible. This is reflected in Moray with a rise in the number of Kinship Care placements of 53 to be in line with Foster Care (55). The numbers for Home Supervision for this Q2 is 37. This quarter 80% of siblings were accommodated within the same placement.</p> <p>Children & Families Social Work will begin implementation of the NSPCC Reunification Model in November 2021. The framework supports practitioners and managers to apply structured professional judgement to decisions about whether and how a child should return home from care. It supports families and workers to understand what needs to change, to set goals, access support and services and review progress</p>
		Perpetrators of domestic abuse are held to account and supported to change this behaviour	<p>Implementation of the Safe and Together model across the partnership is in its early stages, with 5 social work staff currently working towards their trainer accreditation. Moray Violence Against Women Partnership has received confirmation of 2 years Scottish Government Delivering Equally Safe funding, with process of recruiting to a training coordinator underway in the Moray Council, which will support partner wide roll-out of Safe and Together model alongside wider community awareness raising and initiatives re gender based violence.</p>

The impact of poverty on children, young people and families is mitigated	40%		<p>Prevention and early intervention pathway of financial supports to mitigate the effects of poverty is widely available and accessible to children, families and communities.</p>	<p>Pathway of support in place and widely publicised.</p> <p>The Moray Benefits team administers a number of benefits in a single application, making the process quicker and easier for families. This includes Housing Benefit, Council Tax Reduction, Free School Meals, School Clothing Grants and Educational Maintenance allowance. The application, once completed, permits the team to quickly assess entitlement to any of these benefits that the family may be entitled to. The number of households with children receiving support from Money Advice Moray (MAM) in Q1 was 72 and in Q2 is 20. This is likely to be an indicator of support provided at an early opportunity rather than a reduction in need.</p> <p>A mechanism to enable quarterly reporting of benefits uptake by families is being developed. This will enable close analysis of trends contributing to the overall picture of need for the population in Moray.</p> <table border="1" data-bbox="840 512 2143 807"> <thead> <tr> <th>Number of households with dependent children in receipt of:</th> <th>Quarter One</th> <th>Quarter Two</th> </tr> </thead> <tbody> <tr> <td>Council Tax Relief</td> <td>1198</td> <td>1168</td> </tr> <tr> <td>Housing Benefit</td> <td>442</td> <td>412 * Many working age adults remain on HB but this had transferred to Universal Credit which is not administered by MAM.</td> </tr> <tr> <td>Free School Meals</td> <td>961 (1,518 children)</td> <td>866 (1,649 children)</td> </tr> <tr> <td>Education Maintenance Allowance</td> <td>290 (496 children)</td> <td>829 (1,384 children)</td> </tr> <tr> <td>Flexible Food Fund</td> <td>203</td> <td>153</td> </tr> </tbody> </table> <p>A pan-Grampian income maximisation pilot has commenced and is being promoted through Grampian hospitals. The pilot is at an early stage and is challenged by the inability to deliver support/ intervention face-to-face within a hospital setting. Support delivered virtually is having an impact on early relationship building and initial uptake is low. 6% of referrals received so far have come from families in Moray, with the top three reasons for referral being support with benefits, housing and food/fuel poverty.</p>	Number of households with dependent children in receipt of:	Quarter One	Quarter Two	Council Tax Relief	1198	1168	Housing Benefit	442	412 * Many working age adults remain on HB but this had transferred to Universal Credit which is not administered by MAM.	Free School Meals	961 (1,518 children)	866 (1,649 children)	Education Maintenance Allowance	290 (496 children)	829 (1,384 children)	Flexible Food Fund	203	153
			Number of households with dependent children in receipt of:	Quarter One	Quarter Two																	
Council Tax Relief	1198	1168																				
Housing Benefit	442	412 * Many working age adults remain on HB but this had transferred to Universal Credit which is not administered by MAM.																				
Free School Meals	961 (1,518 children)	866 (1,649 children)																				
Education Maintenance Allowance	290 (496 children)	829 (1,384 children)																				
Flexible Food Fund	203	153																				
<p>Local solutions to mitigate the impact of poverty are co-designed with children, families and communities</p>	<p>Working with families and listening to their experiences during the last year has helped us to better understand their needs and priorities. The child poverty action plan aims to deliver support and intervention across the priorities that families have told us will have the greatest impact for them. We will:</p> <p>Promote equality through digital inclusion – there has been a significant amount of local and national support to enable digital inclusion, mainly regarding the supply of devices. There is still work to be done to support digital literacy. We also need to enable equal access to information and opportunities where there is limited digital connectivity and for those preferring not to engage with digital methods.</p> <p>Continue to maximise the household income of families with children – we will continue to streamline processes to ensure that families can access money advice and support with benefits as simply as possible. We will continue to promote financial inclusion pathways with the aim of ensuring that families and our workforce know that support is available and how to access it. We will monitor the types of support families are accessing/ requiring, the uptake of benefits and grants, and the qualitative outcomes for families. Examples where families have been given close support (warm handovers) to money advice services has resulted in more positive outcomes, therefore the intention is to explore</p>																					

				a measurable test of change based around the relationship between services/staff and families. The national Children and Young people's Improvement Collaborative are working with the locality Networks to deliver these improvements.
			Communities and frontline professionals have a common understanding of the impact of poverty on children and families and are knowledgeable and skilled to address	<p>No additional training opportunities delivered this quarter</p> <p>One of the priority actions within our 2021 – 22 Child Poverty action plan is to support our workforce to be confident and competent to discuss poverty/ financial matters with families and to offer appropriate support to those who need it. Planning around this action is in the early stages of scoping, and will be more clearly defined within this quarter.</p>

Risks and Issues

Risks and Issues	Mitigating Action
The pace of progress of the child poverty priority is being limited by the lack of Lead Officer support available to the multi-agency Child Poverty Group.	It is recognised that tackling child poverty is not the responsibility of one single agency. A coordinated, partnership approach is required. Lead Officer resource requirements to be considered by GIRFEC Leadership Group.
Progress is dependent on partner agencies committing time and resource to the Children's Services Partnership priorities in order to deliver agreed improvements, in collaboration with children, young people and families. Single agency pressures and priorities are limiting progress.	Development session has been undertaken with GIRFEC Leadership Group to review role, remit and priorities. Further review and streamlining of strategic and thematic group membership, remit and priorities is underway.
The lack of a fully developed suite of performance measures limits the partnerships ability to evidence whether interventions are delivering improved outcomes.	This work will a key priority over Q3 and 4, in line with the review of the Children's Services Plan.

General Progress Commentary	Covid-19 Recovery impact on delivery
<p>Progress is being made across priorities, albeit at a slower pace than anticipated due to the challenges faced by all partner agencies.</p> <p>In line with the Promise, a more consistent approach to developing services and improving systems is being taken. We are actively listening to the voice of children, young people and families and delivering improvements with them. We recognise that we need to continue to build on this success.</p> <p>The national Children and Young People's Improvement collaborative are providing dedicated support to drive forward and evidence improvements across each of the 3 LOIP priorities.</p>	<p>Capacity of partners to drive forward these priorities whilst also maintaining critical single agency service provision continues to limit pace of progress.</p> <p>The inability for partners to meet face to face to develop relationships and both plan and deliver improvements is consistently being highlighted by staff as a barrier to progress and success.</p> <p>Staff fatigue is significant and an increase in need of families due to the impact of COVID19 is evident. This impacts on ability to move forward on partnership priorities.</p> <p>Recruitment has been a challenge for some roles across the partnership with no/low number of applications for a number of vacancies. This creates time pressures for those administering these vacancies and then having to re-advertise posts, it also creates deficits within teams and a lesser ability to progress on priorities.</p>

