

2021-22 Quarter to September Education Performance Report - Service Performance Indicators



Service Level Priorities Curriculum									
Code	Code	Short Name	Current Target	2019/20	2020/21	2021/22	Latest Note	Short Term Trend Arrow	Status
				Value	Value	Value			
CURR1.1	Local	% of Moray nurseries are using the early level tracker	Data Only	N/A	90%		Over 90% of our nurseries are using the Early level Literacy and Numeracy tracker. We will continue to monitor this however data may be slightly raw as some of our partner PVI centres are still using their own systems too.		
CURR1.2	Local	% of schools with a refreshed curriculum rationale and design in line with CfE narrative	Data Only	N/A	N/A				
CURR1.3	Local	Increase in the number of consortia approaches to deliver senior phase offer to support learners	Data Only	N/A	N/A				
CURR1.4	Local	Increase in the breadth of courses offered / uptake across the senior phase	Data Only	N/A	220		A review was undertaken across Moray Secondary Schools of the offer and range of qualifications across SQA and SCQF levels to meet the needs of all learners. As a result, over 220 curriculum choices were identified as being available across Moray with additionality being provided by Moray College UHI through 43 wider qualification and courses.		

Service Level Priorities Leadership

Code	Code	Short Name	Current Target	2019/20	2020/21	2021/22	Latest Note	Short Term Trend Arrow	Status
				Value	Value	Value			
LEAD1.1	Local	No. of practitioners undertaking Leadership programmes	Data Only	4	32				
LEAD1.2	Local	Number of practitioners moving in to promoted posts	Data Only	57	43				
LEAD1.3	Local	Increase in number of staff holding standard for headship	Data Only	1	4	8	As at September 2021		
LEAD1.4	Local	Number of Moray staff gaining a promoted post	Data Only	57	43				
LEAD1.5	Local	Increase in the number of Early Learning Centre staff completing BA Early Learning and Childcare award	Data Only	2	5				

Service Level Priorities Learning Teaching and Assessment

Code	Code	Short Name	Current Target	2019/20	2020/21	2021/22	Latest Note	Short Term Trend Arrow	Status
				Value	Value	Value			
LTA1.1	Local	% of schools with a good or better grading for HGIOS4 QI 2.3 (learning, teaching & assessment)	Data Only	N/A	90%				
LTA1.2	Local	% of Early Learning Centres with a good or better grading for HGIOELC QI 2.3 (learning, teaching & assessment)	Data Only	N/A	N/A		Awaiting data		
LTA1.3	Local	% of Early Learning Centres with a Care Inspectorate national standard grading of 4 or above	Data Only	N/A	87%		87% (55/63) of Early Learning Centres with a Care Inspectorate National Standard grading of 4 or above. All 8 ELC settings have subsequently achieved grade 4 or higher in the Care Inspectorate revised quality indicator through Covid-19.		

Service Level Priorities Supporting all Learners

Code	Code	Short Name	Current Target	2019/20	2020/21	2021/22	Latest Note	Short Term Trend Arrow	Status
				Value	Value	Value			
SAL1.1	Local	Number of EIF applications (ELC)	Data	N/A	N/A	60	2021/22 TERM 1 – 60 applications (39		










Code	Code	Short Name	Current Target	2019/20	2020/21	2021/22	Latest Note	Short Term Trend Arrow	Status
				Value	Value	Value			
			Only				yes / 21 no) Total 65 ELC pupils in receipt of EIF funding.		
SAL1.2	Local	Number of schools completing building positive relationship training programme	Data Only	N/A	N/A		Awaiting data	?	
SAL1.3	Local	Number of practitioners trained in Moray Mental Health Training	Data Only	48	0		No further people were trained in 2020/2021 due to COVID so number trained remains the same	↓	
SAL1.4	Local	Number of violent and aggressive incidents (Education)	Data Only	1,009	838		Primary - 782 Secondary- 56	↓	
SAL1.5	Local	Number of schools attaining Rights Resecting Schools (RRS) status	Data Only	33	35			↑	



Operational indicators Early Learning and Childcare Education

Code	Code	Short Name	Current Target	2019/20	2020/21	2021/22	Latest Note	Short Term Trend Arrow	Status
				Value	Value	Value			
EdS002.1	Local(b)	% of 3yr olds eligible for Early Learning and Childcare funded by the Local Authority that are registered	Data Only	105%	120%		At the September 2020 census there were an estimated 436 children aged 3 in the reporting period (March 2020 - August 2020), with 521 separate registrations for early learning and childcare received within Moray (120%). This suggests a number of children have been registered at two or more centres and / or a number of children out with Moray are registered at Moray centres. National 95%.	↑	
EdS003.1	Local(b)	% of 4yr olds eligible for Early Learning and Childcare funded by the Local Authority that are registered	Data Only	101%	99%		At the September 2020 census there were an estimated 905 children aged 4 in the reporting year, with 893 registrations for early learning and childcare received within Moray (99%). National average 95%.	↓	

Operational indicators Secondary School Education

Code	Code	Short Name	Current	2019/20	2020/21	2021/22	Latest Note	Short	Status
------	------	------------	---------	---------	---------	---------	-------------	-------	--------

			Target	Value	Value	Value		Term Trend Arrow	
EdS412.27	Local(b)	S4 results: % pupils attaining 1 or more awards at Level 5 or better	Data Only	85.3%	86.6%		S4 - % pupils attaining 1 or more at Level 5 or better Moray - 86.6% Virtual comparator for Moray - 86.7% National result - 84.9% (INSIGHT - Awards A-D)	↑	
EdS412.28	Local(b)	S4 results: % pupils attaining 3 or more awards at Level 5 or better	Data Only	66.9%	69.2%		S4 - % pupils attaining 3 or more at Level 5 or better Moray - 69.2% Virtual comparator for Moray - 72.4% National result - 70.2% (INSIGHT - Awards A-D)	↑	
EdS412.29	Local(b)	S4 results: % pupils attaining 5 or more awards at Level 5 or better	Data Only	46.7%	48.2%		S4 - % pupils attaining 5 or more at Level 5 or better Moray - 48.2% Virtual comparator for Moray - 55.2% National result - 53.7% (INSIGHT - Awards A-D)	↑	
EdS412.30	Local(b)	S4 results: % pupils attaining 6 or more awards at Level 5 or better	Data Only	33.5%	32.8%		S4 - % pupils attaining 6 or more at Level 5 or better Moray - 32.8% Virtual comparator for Moray - 44.8% National result - 43.1% (INSIGHT - Awards A-D)	↓	
EdS412.30a	Local(b)	S4 results: % pupils attaining 7 or more awards at Level 5 or better	Data Only	11.7%	13.2%		S4 - % pupils attaining 7 or more at Level 5 or better Moray - 13.2% Virtual comparator for Moray - 27.7% National result - 27.0% (INSIGHT - Awards A-D)	↑	
EdS412.12	Local(b)	S5 Results: % of pupils attaining 1 or more awards at Level 6 or better	Data Only	58.2%	60%		S5 results (based on S4 cohort) Moray - 60.0% Virtual comparator for Moray - 70.2% National result - 66.0% (INSIGHT - Awards A-D)	↑	
EdS412.13	Local(b)	S5 Results: % of pupils attaining 3 or more awards at Level 6 or better	Data Only	37.8%	40.1%		S5 results (based on S4 cohort) Moray - 40.1% Virtual comparator for Moray - 52.9% National result - 47.8% (INSIGHT - Awards A-D)	↑	
EdS412.14	Local(b)	S5 Results: % of pupils attaining 5 or more awards at Level 6 or better	Data Only	16%	17.3%		S5 results (based on S4 cohort) Moray - 17.3% Virtual comparator for Moray - 28.2% National result - 24.7% (INSIGHT - Awards A-D)	↑	
EdS412.15	Local(b)	S6 Results: % of pupils attaining 1 or more awards at Level 6 or better	Data Only	56.3%	62.1%		S6 results (based on S4 cohort) Moray - 62.1%	↑	

Code	Code	Short Name	Current Target	2019/20	2020/21	2021/22	Latest Note	Short Term Trend Arrow	Status
				Value	Value	Value			
							Virtual comparator for Moray – 70.4% National result – 67.7% (INSIGHT – Awards A-D)		
EdS412.16	Local(b)	S6 Results: % of pupils attaining 3 or more awards at Level 6 or better	Data Only	43.4%	49.1%		S6 results (based on S4 cohort) Moray - 49.1% Virtual comparator for Moray - 58.3% National result - 54.9% (INSIGHT – Awards A-D)	↑	
EdS412.17	Local(b)	S6 Results: % of pupils attaining 5 or more awards at Level 6 or better	Data Only	30.2%	33.5%		S6 results (based on S4 cohort) Moray - 33.5% Virtual comparator for Moray - 44.2% National result - 41.0% (INSIGHT – Awards A-D)	↑	
EdS412.18	Local(b)	S6 Results: % of pupils attaining 1 or more awards at Level 7 or better	Data Only	19.8%	23.1%		S6 results (based on S4 cohort) Moray - 23.1% Virtual comparator for Moray - 29.6% National result - 27.5% (INSIGHT – Awards A-D)	↑	