







2021-22 Quarter to September Education Performance Report – Service Plan Performance Indicators



1. Strategic Level Priorities									
1.1 Improved attainment at both the Broad General and Senior Phase									
Code	Code	Short Name	Current Target	2019/20	2020/21	2021/22	Latest Note	Short Term Trend Arrow	Status
				Value	Value	Value			
EdS412.25	Local	S4 results: % pupils attaining Level 4 literacy and numeracy	Data Only	86.9%	87.1%		S4 % attaining Level 4 Literacy and Numeracy Moray - 87.1% Virtual comparator for Moray - 84.8% National result - 83.1%	↑	
EdS412.26	Local	S4 results: % pupils attaining Level 5 literacy and numeracy	Data Only	53.6%	49%		S4 - % pupils attaining Level 5 Literacy and Numeracy Moray - 49.0% Virtual comparator for Moray - 54.3% National result - 52.6%	↓	
EdS413.01	Nat(b)	Leaver results: % of leavers attaining Level 4 literacy and numeracy	Data Only	86.3%	March 2022		Moray – 86.3% Virtual comparator – 89.8% Northern Alliance – 89.6% National result – 89.6%	↑	
EdS413.01 a	Local(b)	Leaver results: % of leavers attaining Level 4 literacy	94%	93%	March 2022		Moray – 93.0% Virtual comparator – 94.1% Northern Alliance – 94.0% National result – 93.9%	↓	?
EdS413.01 b	Local(b)	Leaver results: % of leavers attaining Level 4 numeracy	91%	88.3%	March 2022		Moray - 88.3% Virtual comparator for Moray – 92.2% Northern Alliance - 91.9% National result – 91.6%	↑	?
EdS413.02 c	Nat(b)	Leaver results: % of leavers achieving 5+ awards at SCQF level 5 or above	65%	61.9%	March 2022		Moray – 61.9% Virtual comparator – 65.0% Northern Alliance – 68.5% National result – 67.5%	↑	?
EdS413.02	Nat(b)	Leaver results: % of leavers achieving 5+	35%	34.2%	March 2022		Moray – 34.2%	↑	?

Code	Code	Short Name	Current Target	2019/20	2020/21	2021/22	Latest Note	Short Term Trend Arrow	Status
				Value	Value	Value			
d		awards at SCQF level 6 or above					Virtual comparator – 36.8% Northern Alliance – 38.4% National result – 40.2%		
EdS099a	Local(b)	% school leavers with 1 or more qualification at SCQF Level 4 or better	Data Only	95.2%	March 2022		Moray - 95.2% (797 of the 837 leavers achieved 1 or more SCQF awards @ Level 4) Virtual comparator - 96.6% Scotland - 96.1%	↓	
EdS099b	Local(b)	% Looked After school leavers with 1 or more qualification at SCQF Level 4 or better	Data Only	68.4%	March 2022		Moray - 68.4% (13 of 19 LAC leavers achieved 1 or more awards @ SCQF Level 4) Virtual comparator - 88.4% Scotland - 75.1%	↓	
CHN4	Nat(b)	% of Pupils gaining 5+ awards at level 5	64%	59%	March 2022		INITIAL DATA % Gaining 5+ Awards at Level 5: MORAY - 59% (Ranked 25th) Comparator Local Authorities - Angus - 61% Argyll & Bute - 68% East Lothian - 60% Highland - 62% Midlothian - 58% Scottish Borders - 66% Stirling - 72% Scotland - 64%	↓	
CHN5	Nat(b)	% of Pupils Gaining 5+ awards at level 6	33%	30%	March 2022		INITIAL DATA % of Pupils Gaining 5+ Awards at Level 6: MORAY - 30% (Ranked 30th) Comparator Local Authorities - Angus - 31% Argyll & Bute - 36% East Lothian - 35% Highland - 34% Midlothian - 33% Scottish Borders - 41% Stirling - 50% Scotland - 38%	↓	
CHN12a	Nat(b)	Overall Average Total Tariff	850	800	March 2022		Overall Average Tariff: Moray - 800 (Rank 29th) Comparator Benchmarking Authorities: Angus - 800 Argyll & Bute - 891 East Lothian - 853 Highland - 839 Midlothian - 823 Scottish Borders - 911 Stirling - 1,061 Scotland - 929	↓	
CHN11	Nat(b)	Proportion of Pupils entering Positive Destinations	96%	93.1%	March 2022		Proportion of Pupils Entering Positive Destinations Moray - 93.1% Comparator Benchmarking Authorities:	↑	

Code	Code	Short Name	Current Target	2019/20	2020/21	2021/22	Latest Note	Short Term Trend Arrow	Status
				Value	Value	Value			
							Angus - 93.7% Argyll & Bute - 92.5% East Lothian - 92.5% Highland - 92.6% Midlothian - 94.5% Scottish Borders - 94.6% Stirling - 93.2% Scotland - 93.4%		