









2020/21 Economic Growth & Development Services Performance Report - Service Plan Performance Indicators



PI Status	
	Alert
	Warning
	OK
	Unknown
	Data Only

Section 4 - Strategic Outcome: (CP) Our Future: Drive economic development to create a vibrant economy for the future
CP Priority: Create a step change in the regional economy to enable inclusive economic growth



Category	PI Code	PI Description	Current Target	2019/20	2020/21	2021/22	Latest Note	Traffic Light Icon
				Value	Value	Value		
Nat(b)	ENVDV501	Proportion of people in Moray earning less than the living wage	27.4%	24%			Moray above national average (19.4% in 2018 to 16.9% in 2019)	
Nat(b)	ENVDV502	Moray median gross weekly earnings	£527.20	£561.60	£550.80		The gap with Scottish pay levels is narrowing but remains below the national average £577.70	
Nat(b)	ENVDV503	Median gross weekly earnings - Pay Gap	£97.10	£198.00	£92.30		Increases in male earnings the gap has widened nationally and locally. Moray's pay gap	

Category	PI Code	PI Description	Current Target	2019/20	2020/21	2021/22	Latest Note	Traffic Light Icon
				Value	Value	Value		
							more than twice that of national average (£96.40) ??2019/20 comment??	
Nat(b)	ENVDV505	Modern Apprenticeship – Moray achievement rate		76%				
Local	ENVDV510	Moray Growth Deal delivery timescales on target						
Local	ENVDV511	Cultural Quarter project delivery timescales on target						
Local	ENVDV512	Moray skills investment plan delivery timescales on target						
Local	ENVDV513	Employability Change Management Plan delivery timescales on target						

Section 5 - Service Level Outcome: A planning service engaged with the community and providing leadership for development, environment and public health
Service Level Priority: Implement the secondary legislation and guidance issued by Scottish Government in relation to the Planning Scotland Act 2019

Category	PI Code	PI Description	Current Target	2019/20	2020/21	2021/22	Latest Note	Traffic Light Icon
				Value	Value	Value		
Local	ENVDV508	Planning Scotland Act 2019 - Percentage of new requirements implemented within the quarter						
Local	ENVDV509	Resourcing for Planning Scotland Act 2019 implementation project						

Section 6 - Recovery & Renewal Outcomes: Economic Recovery
CPP Planned Outcome: Economic growth; encouraging sustainable town centre living (energy, transportation and green infrastructure); Increase in Training; Support to Business; Improved Business Environment

Category	PI Code	PI Description	Current Target	2019/20	2020/21	2021/22	Latest Note	Traffic Light Icon
				Value	Value	Value		
Local	ENVDV506	Reduce the Area of vacant/ derelict land in Elgin Town Centre						
Local	ENVDV507	Increase pedestrian footfall in the town centre over a 5-year delivery period						
Local	ENVDV514	All businesses have been supported through the range of COVID 19 funds						