

# 2021-22 Quarter to June Education Resources & Communities Performance Report – Service Performance Indicators



PI Status		Long Term Trends		Short Term Trends	
	Alert		Improving		Improving
	Warning		No Change		No Change
	OK		Getting Worse		Getting Worse
	Unknown				
	Data Only				













## 3. Operational Indicators 3.2 Sports Development and Active Schools

Code	Code	Short Name	Current Target	2019/20	2020/21	2021/22	Q1 2020/21	Q2 2020/21	Q3 2020/21	Q4 2020/21	Q1 2021/22	Latest Note	Short Term Trend Arrow	Status
				Value	Value	Value	Value	Value	Value	Value				
EdS006.20	Local	Number of adult group programmes supported by Sports Development Services	Data Only	6	3	Data Not available	Not measured for Quarters				Not measured for Quarters	3 x Walking Football programmes. For the majority of the year these activity groups were not permitted to operate due to Covid-19 restrictions.		
EdS006.21	Local	Number of voluntary community sports clubs / hubs / physical activity groups supported by Sports Development Services through	Data Only	42	29	Data Not available	Not measured for Quarters				Not measured for Quarters	Supported a range of clubs, hubs and forums with development plans, coach education, funding applications, advice and support, promotions and		

Code	Code	Short Name	Current Target	2019/20	2020/21	2021/22	Q1 2020/21	Q2 2020/21	Q3 2020/21	Q4 2020/21	Q1 2021/22	Latest Note	Short Term Trend Arrow	Status
				Value	Value	Value	Value	Value	Value	Value	Value			
		assisting and / or developing effective pathways										guidance. Majority of this support was delivered virtually due to restrictions. It was also difficult to engage with some clubs as they 'shutdown' completely during lockdown.		
EdS006.2	Local	Number attending holiday and term-time sports coaching programme sessions (cumulative)	500	2,657	991	1,134	0	0	818	173	1,134		↑	✔
EdS006.4	Local	Number attending coach education and training courses	50	316	90	22	0	0	59	31	22		↓	⛔
CLS01	Nat(b)	Cost per attendance of sport facilities (including swimming pools)	£2.47	-£.26	Data not Published	Data not Published	Not measured for Quarters				Not measured for Quarters	Target added as Median of comparator authorities.	↑	✔
EdS407.1	MI	Number of Attendances (5 Traditional Swimming Pools) Leisure Services (cumulative)	31,500	234,284	36,661	29,648	0	3,973	36,661	36,661	29,648	Target adjusted due to COVID restrictions.	↓	⚠
EdS407.2	MI	Number of Attendances (Health and Fitness) Leisure Services (cumulative)	13,750	118,091	14,752	14,201	0	273	14,752	14,752	14,201	Target adjusted due to COVID restrictions.	↓	✔
EdS407.5	MI	Number of Attendances (Staffed Community Centres) Leisure Services (cumulative)	29,375	231,926	3,575	10,339	0	35	3,575	3,575	10,339		↑	⛔
EdS407.3a	MI	Number of bookings for grass pitches maintained by Moray Council	Data Only	48	24	120	0	0	20	4	120		↑	📊
EdS407.3b	MI	Number of bookings for Astro pitches maintained by Moray Council	Data Only	648	395	421	0	0	373	32	421		↑	📊
EdS409.6	MI	Number of Attendances (Ice Rink) MLC (cumulative)	Data Only	40,735	0	0	0	0	0	0	0		▬	📊

### 3. Operational Indicators

#### 3.4 Libraries and Information Services

Code	Code	Short Name	Current Target	2019/20	2020/21	2021/22	Q1 2020/21	Q2 2020/21	Q3 2020/21	Q4 2020/21	Q1 2021/22	Latest Note	Short Term Trend Arrow	Status
				Value	Value	Value	Value	Value	Value	Value	Value			
CE015	Local(b)	Freedom of Information - Percentage of requests replied to within twenty working days	95%	96.2%	89.8%	94.1%	69.5%	92%	93%	93.1%	94.1%	272 requests received, 16 were not responded to within timescales.  At the time of receiving the information 11 cases were still open at the end of Q1, figures will be updated if any change		
EdS511.10	Local	Number of new learners at Moray Libraries Learning Centres	Data Only	199	13	7	N/A	N/A	5	8	7	Q1 – Libraries reopened with minimal services from 26th April. Replacement of ICT equipment required in order to start to offer and deliver Windows 10 courses.		
EdS511.11	Local	Number attending sessions at Moray Libraries Learning Centres	Data Only	1,978	16	262	N/A	N/A	12	16	262	Q1 - Libraries reopened with minimal services from 26th April. Reduced capacity due to social distancing regulations.		
EdS511.12	Local	Number attending Job Clubs	Data Only	1,275	0	0	N/A	N/A	0	0	0	Q1 - Libraries reopened with minimal services from 26th April. Job clubs to resume from August once social distancing regulations are lifted		
CLS02	Nat(b)	Cost per Library visit	£2.17	£1.52	Data not Published	Data not Published	Not measured for Quarters				Not measured for Quarters	Target added as Median of comparator authorities.		
EdS511.2	Local	Number of borrowers as a percentage of the population	18%	16.9%	5.36%	4.97%	0.37%	2.43%	4.64%	5.36%	4.97%	Q1 - Libraries reopened with minimal services from 26th April. Back to full opening hours. Promotion of the library service proposed when COVID regulations are fully lifted.		
CE037	MI	Data Protection - Percentage of requests responded to within 30 calendar days	95%	82.2%	89.5%	100%	60%	100%	84.2%	95%	100%	15 requests received, all closed cases responded to within timescales.  1 SAR was large/complex and was extended by 2 months as permitted under DPA. A total of 6 are still open at the end of the period.	