

2021-22 Quarter to June Education Resources & Communities

Service Plan Performance Indicators













PI Status		Long Term Trends		Short Term Trends	
	Alert		Improving		Improving
	Warning		No Change		No Change
	OK		Getting Worse		Getting Worse
	Unknown				
	Data Only				

1. Strategic Level Priorities
 1.1 (CP) Improve our understanding of the issues in our communities based on the experience of local people

Code	Code	Short Name	Current Target	2019/20	2020/21	2021/22	Q1 2020/21	Q2 2020/21	Q3 2020/21	Q4 2020/21	Q1 2021/22	Latest Note	Short Term Trend Arrow	Status
				Value	Value	Value	Value	Value	Value	Value	Value			
ERC001		% of people who agree with the statement 'I can influence decisions affecting my local area'	Data Only	Data not Published	Data not Published	Data not Published	Not measured for Quarters				Not measured for Quarters	Latest data 2018/19 Moray - 15% Scotland - 18%		



1. Strategic Level Priorities

1.2 (CP) A Sustainable Council: that provides valued services to our communities

Code	Code	Short Name	Current Target	2019/20	2020/21	2021/22	Q1	Q2	Q3	Q4	Q1	Latest Note	Short Term Trend Arrow	Status
				Value	Value	Value	2020/21	2020/21	2020/21	2020/21	2021/22			
CLS05d	Nat(b)	Percentage of adults satisfied with leisure facilities	73.3%	66.7%	Data not Published	Data not Published	Not measured for Quarters				Not measured for Quarters	<p>Moray - % adults satisfied with leisure facilities (2018/19) = 66.7% (Rank 25th)</p> <p>Comparator Benchmarking Authorities:</p> <p>East Ayrshire - 67.3%</p> <p>East Lothian - 71.9%</p> <p>Fife - 73.3%</p> <p>North Ayrshire - 65.0%</p> <p>Perth & Kinross - 74.3%</p> <p>South Ayrshire - 76.2%</p> <p>Stirling - 76.6%</p> <p>Scotland - 70.1%</p>		
SCC1	Local	Number of attendances per 1,000 population to all pools (cumulative)	Data Only	5857	700		0	114	700	700				
SCC2	Local	Number of attendances per 1,000 population for indoor sports and leisure facilities (cumulative)	Data Only	5442	706		0	168	706	706				
EdS100	Local	% of schools that are rated B or better for condition	50.9%	45.3%	45.3%	Data not Published	Not measured for Quarters				Not measured for Quarters	<p>April 2020 - 24 of Moray's 53 schools (45.3%) were rated B or above for condition (21 of 45 primaries and 3 of 8 secondaries). This shows no change from April 2019. The remaining 29 schools were rated C (Poor) - 24 primaries and 5 secondaries. No schools in Moray are rated D (Bad). Nationally 89.9% of schools were rated B or above for condition. Based on the 2019 pupil census figures, 3,219 primary pupils were educated in school buildings rated as poor (46.1% of primary school roll). 2,467 secondary pupils were educated in school buildings rated as poor (49.9% of secondary roll).</p>		
SDA001	Local	Number of participant sessions (Active Schools)	90,000	68,700	Data not available	Data not Published	Not measured for Quarters				Not measured for Quarters	<p>Due to Covid-19 and the subsequent early closure of schools in March 2020, the active schools team were unable to deliver sessions to pupils from March 2020 to the end of the academic year. This has negatively impacted on the number of sessions and participants for 2019/20.</p>		

2. Service Level Priorities

3.1 Ensuring Digital ways of working are embedded across our teams, maximising connectivity, collaboration and online service delivery

Code	Code	Short Name	Current Target	2019/20	2020/21	2021/22	Q1 2020/21	Q2 2020/21	Q3 2020/21	Q4 2020/21	Q1 2021/22	Latest Note	Short Term Trend Arrow	Status
				Value	Value	Value	Value	Value	Value	Value	Value			
CLS05a	Nat(b)	Percentage of adults satisfied with libraries	74.5%	77.6%	Data not Published	Data not Published	Not measured for Quarters				Not measured for Quarters	<p>Moray - % adults satisfied with libraries (2019/20) = 77.6% (Rank 9th)</p> <p>Comparator Benchmarking Authorities: East Ayrshire - 68.9% East Lothian - 74.5% Fife - 68.5% North Ayrshire - 85.1% Perth & Kinross - 77.8% South Ayrshire - 81.9% Stirling - 83.4% Scotland - 72.4%</p>	↓	
SCC5c	Local	Number of Library visits per 1000 population	Data Only	11,536	5,613	Data not Published	Not measured for Quarters				Not measured for Quarters	<p>2020-21 Public access to Libraries severely limited during period of Covid restrictions. 7 Libraries open for Order & Collect for 6 months. Additional 3 for 3 months. Elgin Library open for limited browsing and PC use for one month. Buckie and Forres for two weeks before second lockdown.</p>	↓	
CLS05c	MI	Percentage of adults satisfied with museum and galleries	71.2%	60.1%	Data not Published	Data not Published	Not measured for Quarters				Not measured for Quarters	<p>Moray - % adults satisfied with museums and galleries (2019/20) = 60.1% (Rank 19th)</p> <p>Comparator Benchmarking Authorities: East Ayrshire - 71.2% East Lothian - 64.3% Fife - 63.3% North Ayrshire - 60.1% Perth & Kinross - 74.2% South Ayrshire - 76.1% Stirling - 71.8% Scotland - 69.3%</p>	↑	