

2020-21 Quarter to March Education Resources & Communities Performance Report – Service Performance Indicators











PI Status		Long Term Trends		Short Term Trends	
	Alert		Improving		Improving
	Warning		No Change		No Change
	OK		Getting Worse		Getting Worse
	Unknown				
	Data Only				

3. Operational Indicators 3.1 School Estate

Code	Code	Short Name	Current Target	2018/19	2019/20	2020/21	Q4 2019/20	Q1 2020/21	Q2 2020/21	Q3 2020/21	Q4 2020/21	Latest Note	Short Term Trend Arrow	Status
				Value	Value	Value	Value	Value	Value	Value	Value			
EdS101	Local(b)	% of schools that are rated B or better for suitability	95%	94.3%	98.1%	98.1%	Not measured for Quarters					April 2019 - 52 of Moray's 53 schools (98.1%) were rated B or above for suitability (All 45 primaries and 7 of 8 secondaries). One school was rated C (Poor) (1 secondary). Nationally 87% of schools are rated B or above for suitability.		





















3. Operational Indicators

3.2 Sports Development and Active Schools

Code	Code	Short Name	Current Target	2018/19	2019/20	2020/21	Q4 2019/20	Q1 2020/21	Q2 2020/21	Q3 2020/21	Q4 2020/21	Latest Note	Short Term Trend Arrow	Status
				Value	Value	Value	Value	Value	Value	Value	Value			
EdS006.20	MI	Number of adult group programmes supported by Sports Development Services	Data Only	6	6	3	Not measured for Quarters	Not measured for Quarters				3 x Walking Football programmes. For the majority of the year these activity groups were not permitted to operate due to Covid-19 restrictions.		
EdS006.21	MI	Number of voluntary community sports clubs / hubs / physical activity groups supported by Sports Development Services through assisting and / or developing effective pathways	Data Only	25	42	29	Not measured for Quarters	Not measured for Quarters				Supported a range of clubs, hubs and forums with development plans, coach education, funding applications, advice and support, promotions and guidance. Majority of this support was delivered virtually due to restrictions. It was also difficult to engage with some clubs as they 'shutdown' completely during lockdown.		
EdS006.2	Local	Number attending holiday and term-time sports coaching programme sessions (cumulative)	2,000	3,044	2,657	991	2,657	0	0	818	173	The 173 in Q4 were all online sessions delivered due to lockdown. Due to restrictions we were only able to deliver face to face sessions during one quarter. Significant impact on this PI and have lost a number of sports coaches due to lack of work which will significantly deplete the size of the programme offered in the future.		
EdS006.4	Local	Number attending coach education and training courses	50	440	316	90	44	0	0	59	31	Majority of these courses delivered online due to restrictions. Excellent that some courses have managed to be delivered online but some require face to face delivery such as first aid.		

3. Operational Indicators

3.3 Leisure Services

Code	Code	Short Name	Current Target	2018/19	2019/20	2020/21	Q4 2019/20	Q1 2020/21	Q2 2020/21	Q3 2020/21	Q4 2020/21	Latest Note	Short Term Trend Arrow	Status
				Value	Value	Value	Value	Value	Value	Value	Value			
CLS01	Nat(b)	Cost per attendance of sport facilities (including swimming pools)	£2.47	£1.98	-£.26	Data not published	Not measured for Quarters	Not measured for Quarters				Target added as Median of comparator authorities.		
EdS407.1	Local	Number of Attendances (5 Traditional Swimming Pools) Leisure Services (cumulative)	250,000	252,425	234,284	36,661	234,284	0	3,973	36,661	36,661			
EdS407.2	Local	Number of Attendances (Health and Fitness) Leisure Services (cumulative)	110,000	123,217	118,091	14,752	118,091	0	273	14,752	14,752			
EdS409.1	MI	Number of Attendances (Swimming Pools) MLC (cumulative)	Data Only	133,627	207,115	15,428	207,115	0	6,600	15,428	15,428			
EdS407.5	Local	Number of Attendances (Staffed Community Centres) Leisure Services (cumulative)	235,000	244,113	231,926	3,575	231,926	0	35	3,575	3,575			
EdS409.2	MI	Number of Attendances (Health and Wellness) MLC (cumulative)	Data Only	84,756	235,035	60,619	235,035	0	14,869	60,619	60,619			
EdS409.5	MI	Number of Attendances (Childcare) MLC (cumulative)	Data Only	21,306	12,113	3,257	12,113	0	1,181	3,257	3,257			
EdS407.3a	MI	Number of bookings for grass pitches maintained by Moray Council	Data Only	N/A	48	24	48	0	0	20	4			
EdS407.3b	MI	Number of bookings for Astro pitches maintained by Moray Council	Data Only	N/A	648	395	648	0	0	373	32			
EdS409.6	MI	Number of Attendances (Ice Rink) MLC (cumulative)	Data Only	41,007	40,735	0	40,735	0	0	0	0			

3. Operational Indicators 3.4 Libraries and Information Services

Code	Code	Short Name	Current Target	2018/19	2019/20	2020/21	Q4 2019/20	Q1 2020/21	Q2 2020/21	Q3 2020/21	Q4 2020/21	Latest Note	Short Term Trend Arrow	Status
				Value	Value	Value	Value	Value	Value	Value	Value			
CE015	Local(b)	Freedom of Information - Percentage of requests replied to within twenty working days	95%	95.8%	96.2%	89.8%	97%	69.5%	92%	93%	93.1%	235 requests received, 16 were not responded to within timescales. At the time of receiving the information 41 cases were still open at the end of Q4, figures will be updated when complete.		
EdS511.10	MI	Number of new learners at Moray Libraries Learning Centres	Data Only	418	199	13	98	N/A	N/A	5	8	Q4 - Difficulty with starting new learners while all Libraries closed to 'in person' visits during second lockdown.		
EdS511.11	MI	Number attending sessions at Moray Libraries Learning Centres	Data Only	3,185	1,978	16	1,978	N/A	N/A	12	16	Q4 -Difficulty with starting new learners while all Libraries closed to 'in person' visits during second lockdown.		
EdS511.12	MI	Number attending Job Clubs	Data Only	1,305	1,275	0	1,275	N/A	N/A	0	0	Q4 -Difficulty with starting new learners while all Libraries closed to 'in person' visits during second lockdown.		
CLS02	Nat(b)	Cost per Library visit	£2.17	£1.30	£1.52	Data not published	Not measured for Quarters	Not measured for Quarters				Target added as Median of comparator authorities.		
EdS511.2	Local	Number of borrowers as a percentage of the population	18%	18.2%	16.9%	5.36%	16.9%	0.37%	2.43%	4.64%	5.36%			
SCC5c2	MI	Number of Library visits	Data Only	1,390,143	1,073,135	537,868	Not measured for Quarters	Not measured for Quarters						
CE037	Local	Data Protection - Percentage of requests responded to within 30 calendar days	95%	98.2%	82.2%	89.5%	53.8%	60%	100%	84.2%	95%	20 requests received, 19 responded to within timescales. 2 SARs were large/complex and were extended by 2 months as permitted under DPA. A total of 10 are still open at the end of the period.		