

# 2020-21 Quarter to March Children and Families and Criminal Justice Social Work Performance Report – Service Performance Indicators







PI Status		Long Term Trends		Short Term Trends	
	Alert		Improving		Improving
	Warning		No Change		No Change
	OK		Getting Worse		Getting Worse
	Unknown				
	Data Only				







## 3. Operational Indicators 3.2 Looked After Children

Code	Code	Short Name	Current Target	2019/20	2020/21	Q4 2019/20	Q1 2020/21	Q2 2020/21	Q3 2020/21	Q4 2020/21	Latest Note	Short Term Trend Arrow	Status
				Value	Value	Value	Value	Value	Value	Value			
CSCF100	MI	Number of Looked After Children at the end of the reporting quarter	Data Only	188	177	188	194	182	176	177	0-4 = 17 5-10 = 51 11-15 = 84 16-17 = 25		
LAC007	Local(b)	% of LAC in Foster Care purchased by Moray Council	4%	6.9%	6.2%	6.9%	6.7%	6.6%	6.2%	6.2%	11/177		
LAC006	Local	% of Looked After Children in paid placements	65%	79.3%	75.7%	79.3%	77%	74.1%	72%	75.7%	134/177		

### 3. Operational Indicators 3.3 Child Protection

Code	Code	Short Name	Current Target	2019/20	2020/21	Q4 2019/20	Q1 2020/21	Q2 2020/21	Q3 2020/21	Q4 2020/21	Latest Note	Short Term Trend Arrow	Status
				Value	Value	Value	Value	Value	Value	Value			
CMS013	MI	Number of children on the Child Protection Register at end date of reporting period	Data Only	36	26	36	25	26	24	26			
CMS017f	Local(b)	% of Children on CPR registered > 12 months	15%	6%	11.5%	6%	20%	19%	12.5%	11.5%	3/26		

### 3. Operational Indicators 3.4 Community Justice

Code	Code	Short Name	Current Target	2019/20	2020/21	Q4 2019/20	Q1 2020/21	Q2 2020/21	Q3 2020/21	Q4 2020/21	Latest Note	Short Term Trend Arrow	Status
				Value	Value	Value	Value	Value	Value	Value			
CJ01b	MI	Number of Criminal Justice Social Work Reports submitted to courts	Data Only	617	289	142	14	124	94	57			
CJ01	Local	% of Criminal Justice Social Work Reports submitted to courts by the due date	100%	100%	100%	100%	100%	100%	100%	100%			
CJ05	MI	Number of new community payback orders with an unpaid work requirement made in period (adults)	Data Only	229	79	45	3	18	40	18			

3. Operational Indicators  
3.6 Workforce and Resource Levels

Code	Code	Short Name	Current Target	2019/20	2020/21	Q4 2019/20	Q1 2020/21	Q2 2020/21	Q3 2020/21	Q4 2020/21	Latest Note	Short Term Trend Arrow	Status
				Value	Value	Value	Value	Value	Value	Value			
WRL001	Nat(b)	WTE rates for Children & Families SW Fieldwork Staff per 100,000 children (0-17yrs)	196	Not Published	Not Published	Not measured for Quarters	Not measured for Quarters				<p><b>2018/19</b></p> <p>Total Main Grade C&amp;F SW's =66 (WTE = 58) Total Senior C&amp;F SW's = 12 (WTE = 11)</p> <p>Comparator Authority Median as target value</p> <p>Angus = 343.3 Argyll &amp; Bute = 319.3 East Lothian = 190.1 Highland = 158.8 Midlothian = 134.7 Scottish Borders = 218.1 Stirling = 196.0</p> <p>Comparator Median = 196.0 National = 246.5</p> <p><b>MORAY = 379.4</b></p>	↓	