

School Report: Milnes High School

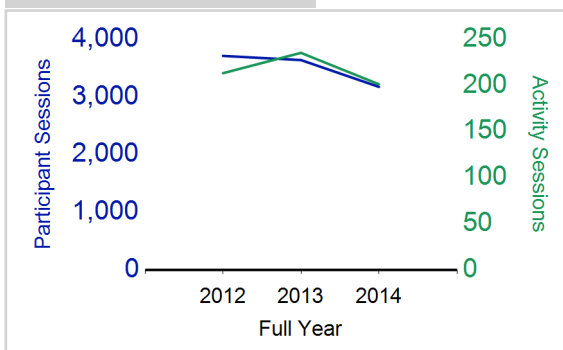
Academic Year : 2014/2015, Term(s) Full Year

Putting Sport First

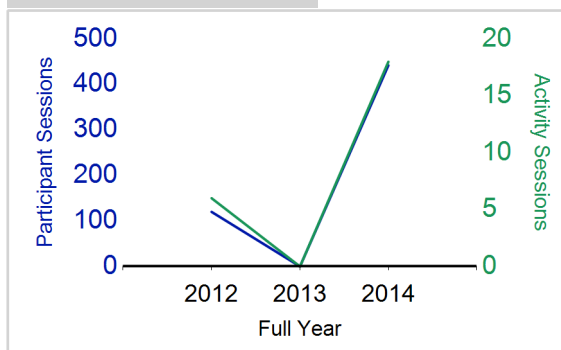
% Participating



Single School Activities¹



Multi School Activities¹



	2012 Full Term	2013 Full Term	2014 Full Term
Distinct Participants²	94	92	120
Total School Roll	535	497	466
% Participating	17.6%	18.5%	25.8%

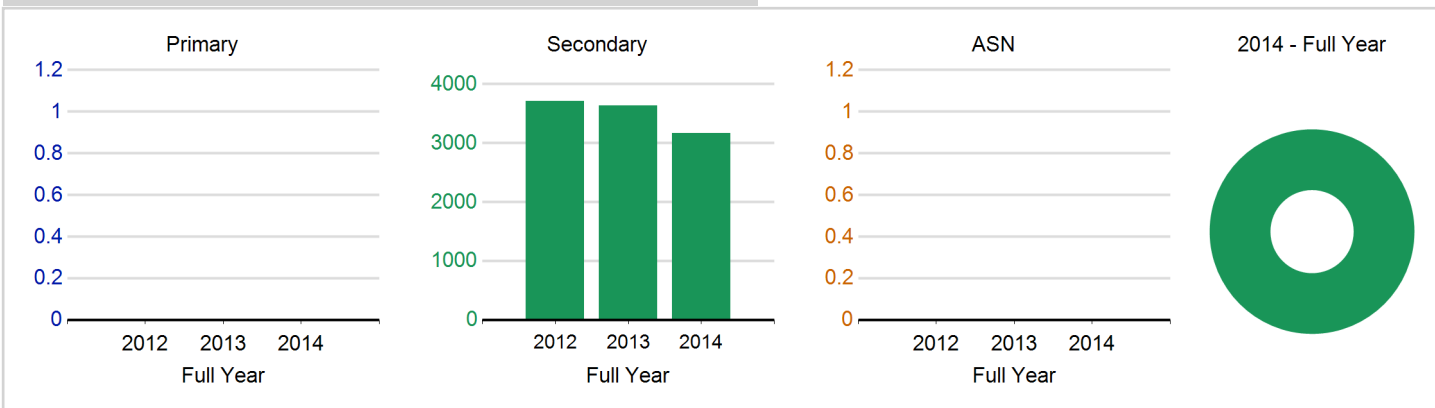
	2012	2013	2014
School Club Links	3	9	6
Schools with at least one link	1	1	1
Clubs with at least one link	3	9	6

Single School Activities

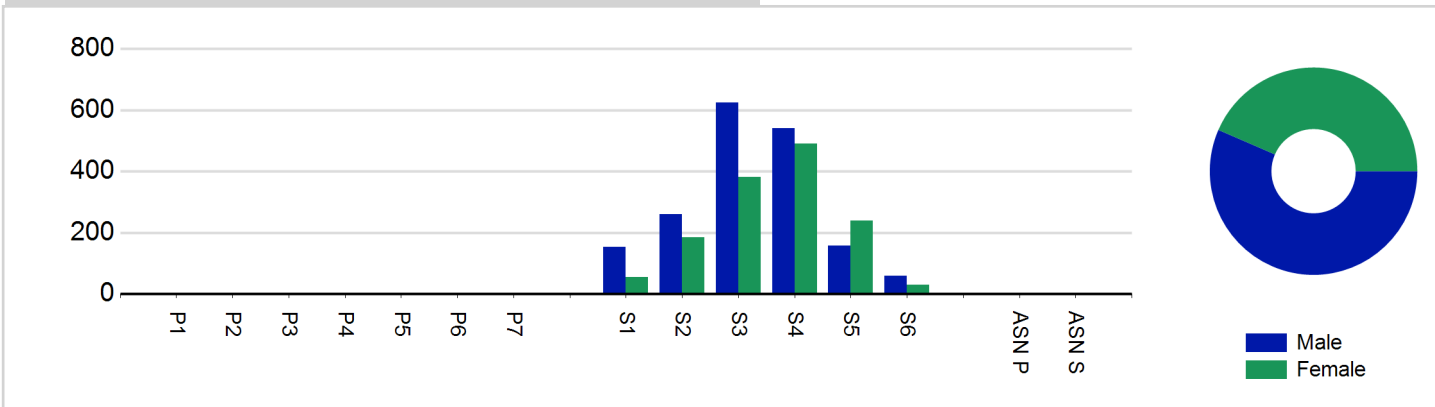
	2012	2013	2014
Activity Sessions	213	235	201
% Purely voluntary	85%	88%	85%
Activity Session Blocks	21	26	19
Avg Activity Sessions/Block ³	10	9	11
Different Activities	6	10	7

	2012	2013	2014
Participant Sessions⁴	3,707	3,635	3,171
% Female	29%	34%	43%
Deliverer Sessions⁵	454	516	348
% Voluntary	93.0%	94.4%	91.4%
Secondary pupil deliverer sessions	18	106	124

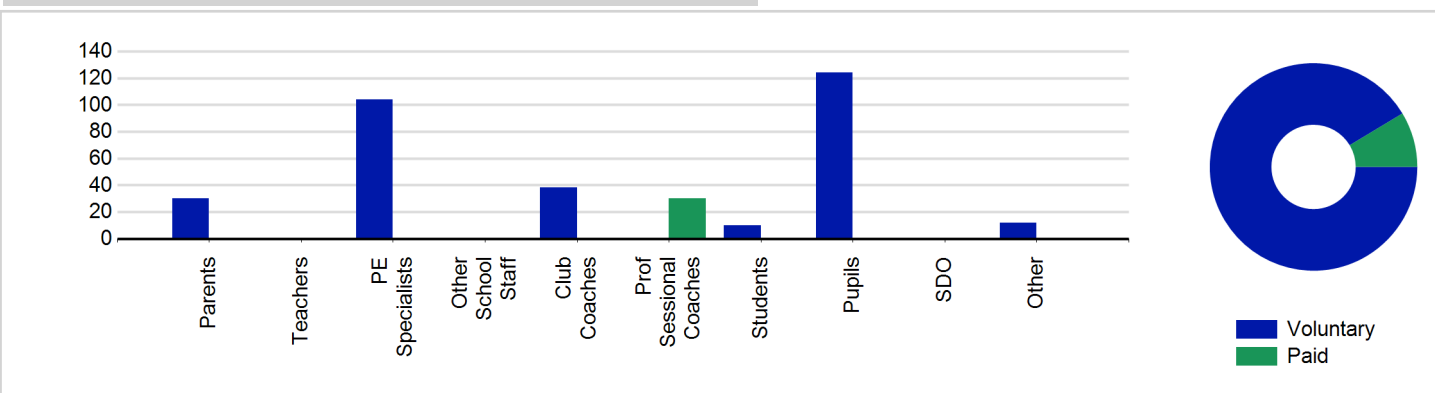
Single School: Participant Sessions⁴ by School Type



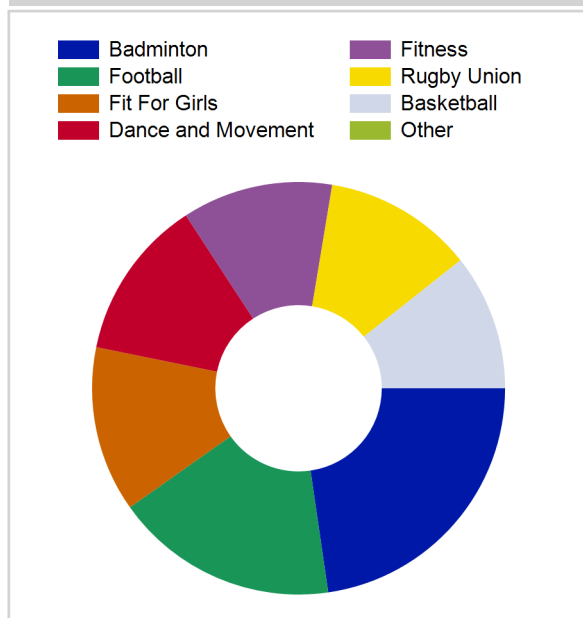
Single School: Participant Sessions⁴ by Year Group & Gender



Single School: Deliverer Sessions⁵ by Type and Paid/Voluntary



Single School: Top 10 Activities by Participant Sessions⁴



Notes

- Activities are recorded in ASMO as 'Activity Session Blocks' which describe a group who meet to take part in an activity.
If a block involves pupils from several different schools, this is called a multiple school activity. The multiple school data shows the total amount of activity at multiple school sessions. Each school only consumes a portion of this activity. If a multiple school activity includes more than one coordinator's schools, the activity will show up in both coordinators reports. This will lead to multiple counting if we add up the multiple school activity reported under all the coordinators.
- Distinct participants are pupils who have attended at least one session of Active Schools supported activity across the selected year/term (whether this was in a single or multiple school activity).
- The Average Activity Sessions/Block figure shows the average length of a block (i.e. how many weeks did the average block run for?)
- Participant Sessions are the 'visits' pupils have made to activities. These figures do not represent the distinct pupils, and should only be taken as indicative of participation.
- Deliverer Sessions are the 'visits' deliverers have made to activities. These figures do not represent the distinct deliverers, and should only be taken as indicative of delivery. Distinct deliverer information is only available at the local authority level.
- Figures with N/A are not available for the 2008-11 phase of Active Schools. Charts which refer to information pre 2011 will show a huge increase from 0 – this is because we cannot include any 2008-2011 data at this level.

School Report: Milnes High School

Academic Year : 2014/2015, Term(s) Full Year

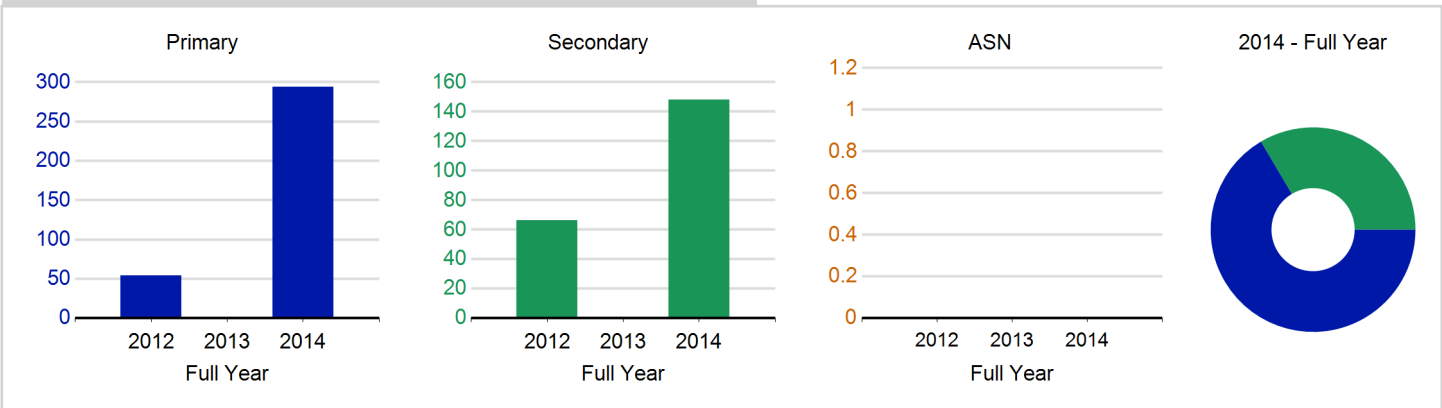
Putting Sport First

sportscotland
the national agency for sport

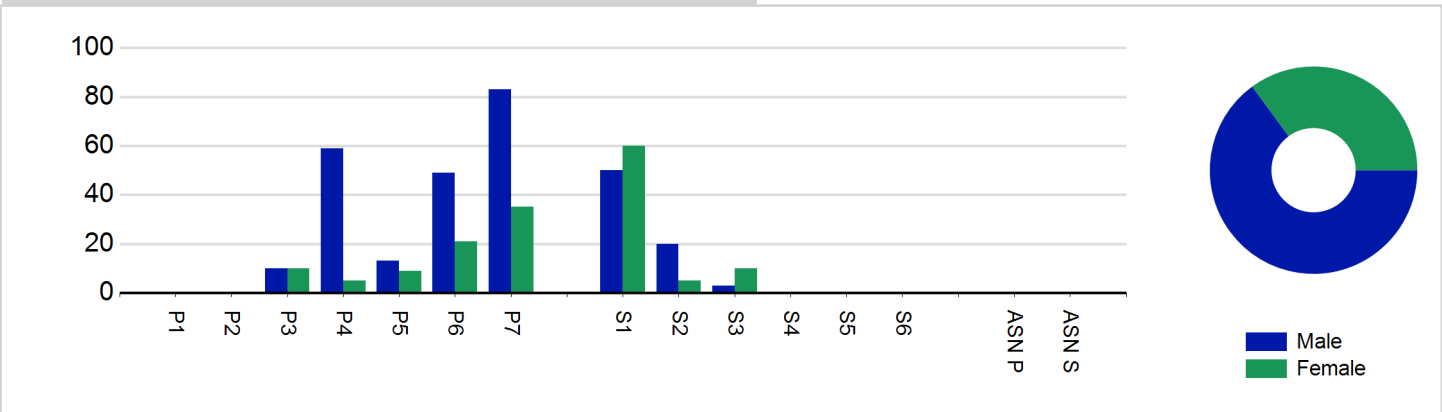
Multi School Activities

Activity Sessions	6	N/A	18
% Purely voluntary	N/A	N/A	56%
Activity Session Blocks	1	N/A	3
Avg Activity Sessions/Block ³	6	N/A	6
Different Activities	1	N/A	3
Participant Sessions⁴	120	N/A	442
% Female	10%	N/A	35%
Deliverer Sessions⁵	30	N/A	59
% Voluntary	80.0%	N/A	67.8%
Secondary pupil deliverer sessions	N/A	N/A	5

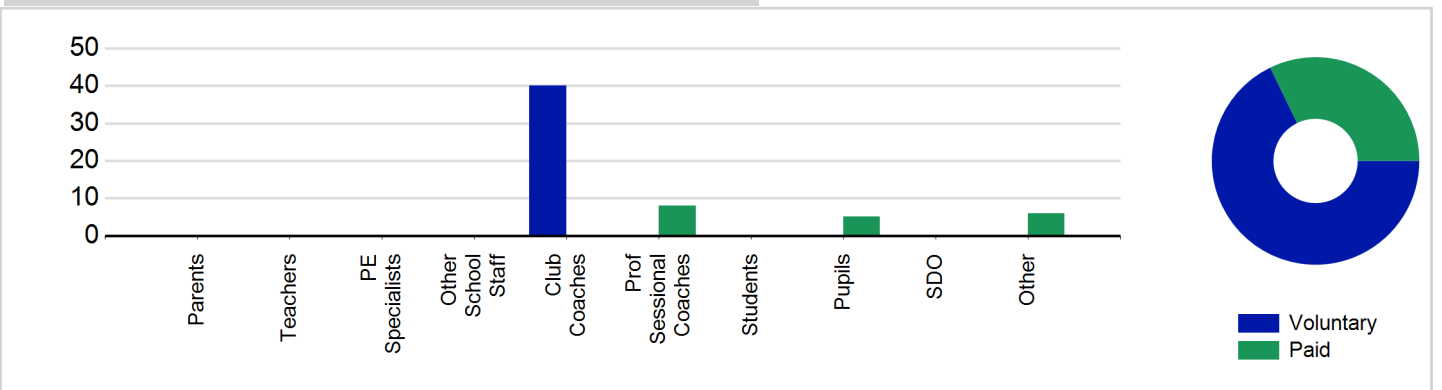
Multi School: Participant Sessions⁴ by School Type



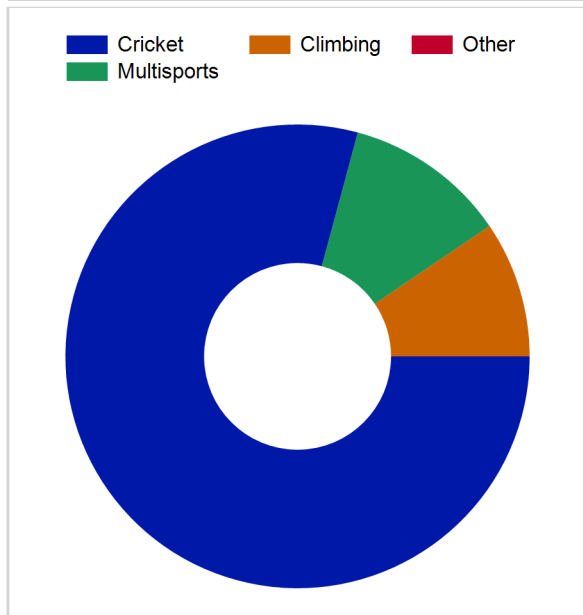
Multi School: Participant Sessions⁴ by Year Group & Gender



Multi School: Deliverer Sessions⁵ by Type and Paid/Voluntary



Multi School: Top 10 Activities by Participant Sessions⁴



Notes

- Activities are recorded in ASMO as 'Activity Session Blocks' which describe a group who meet to take part in an activity.
If a block involves pupils from several different schools, this is called a multiple school activity. The multiple school data shows the total amount of activity at multiple school sessions. Each school only consumes a portion of this activity. If a multiple school activity includes more than one coordinator's schools, the activity will show up in both coordinators reports. This will lead to multiple counting if we add up the multiple school activity reported under all the coordinators.
- Distinct participants are pupils who have attended at least one session of Active Schools supported activity across the selected year/term (whether this was in a single or multiple school activity).
- The Average Activity Sessions/Block figure shows the average length of a block (i.e. how many weeks did the average block run for?)
- Participant Sessions are the 'visits' pupils have made to activities. These figures do not represent the distinct pupils, and should only be taken as indicative of participation.
- Deliverer Sessions are the 'visits' deliverers have made to activities. These figures do not represent the distinct deliverers, and should only be taken as indicative of delivery. Distinct deliverer information is only available at the local authority level.
- Figures with N/A are not available for the 2008-11 phase of Active Schools. Charts which refer to information pre 2011 will show a huge increase from 0 – this is because we cannot include any 2008-2011 data at this level.

School Report: Milnes High School

Academic Year : 2014/2015, Term(s) Full Year

Putting Sport First

Single School Activities

Participant Sessions⁴ by Year Group & Gender

	Male	Female
P1	0	0
P2	0	0
P3	0	0
P4	0	0
P5	0	0
P6	0	0
P7	0	0
S1	152	54
S2	259	184
S3	624	382
S4	541	491
S5	158	238
S6	58	30
ASN P	0	0
ASN S	0	0
Total	1,792	1,379

Deliverer Sessions⁵ by Type

	Paid	Voluntary
Parents	0	30
Teachers	0	0
PE Specialists	0	104
Other School Staff	0	0
Club Coaches	0	38
Prof Sessional Coaches	30	0
Students	0	10
Pupils	0	124
SDO	0	0
Other	0	12
Total	30	318

Multi School Activities

Participant Sessions⁴ by Year Group & Gender

	Male	Female
P1	0	0
P2	0	0
P3	10	10
P4	59	5
P5	13	9
P6	49	21
P7	83	35
S1	50	60
S2	20	5
S3	3	10
S4	0	0
S5	0	0
S6	0	0
ASN P	0	0
ASN S	0	0
Total	287	155

Deliverer Sessions⁵ by Type

	Paid	Voluntary
Parents	0	0
Teachers	0	0
PE Specialists	0	0
Other School Staff	0	0
Club Coaches	0	40
Prof Sessional Coaches	8	0
Students	0	0
Pupils	5	0
SDO	0	0
Other	6	0
Total	19	40

Activities Supported during 2014/2015, Term(s) Full Year

Badminton
Basketball
Climbing
Cricket
Dance and Movement
Fit For Girls
Fitness
Football
Multisports
Rugby Union

Please note this includes any activities which pupils from this school attended, either in single school or multiple school sessions

Clubs linked during 2014/2015, Term(s) Full Year

Elgin Amateur Boxing Club
Elgin Eagles Basketball Club
Moravian Orienteering Club
Moray Archery
Moray Rugby Football Club
Spey Runners